


SACC-M12MS-5CON-PG 9

Order No.: 1500774

<http://eshop.phoenixcontact.de/phoenix/treeViewClick.do?UID=1500774>Sensor/actuator connector, male, straight, 5-pos., M12, A-coded,
screw connection, plastic knurl, cable screw connection Pg9**Commercial data**

GTIN (EAN)	 4 017918 610517
sales group	D120
Pack	1 pcs.
Customs tariff	85366990
Catalog page information	Page 45 (PC-2009)

Product notesWEEE/RoHS-compliant since:
03/14/2006

<http://www.download.phoenixcontact.com>
Please note that the data given here has been taken from the online catalog. For comprehensive information and data, please refer to the user documentation. The General Terms and Conditions of Use apply to Internet downloads.

Technical data**General data**

Rated current at 40°C	4 A
Rated voltage	60 V
Number of positions	5
Volume resistance	≤ 8 mΩ
Insulation resistance	≥ 100 MΩ

Ambient temperature (operation)	-40 °C ... 85 °C (Male connector / female connector)
General characteristics	
Standards/regulations	M12 connector IEC 61076-2-101
Coding	A - standard
Surge voltage category	II
Pollution degree	3
Degree of protection	IP67
Contact material	CuZn
Contact surface material	CuSnZn
Contact carrier material	PA 66
Material of grip body	PBT
Material, knurls	Plastic
Sealing material	NBR
Type of connection	Screw connection
Conductor cross section stranded min.	0.25 mm ²
Conductor cross section stranded max.	0.75 mm ²
Conductor cross section AWG/kcmil min.	24
Conductor cross section AWG/kcmil max	18
External cable diameter	6 mm ... 8 mm
Status display	No

Certificates / Approvals

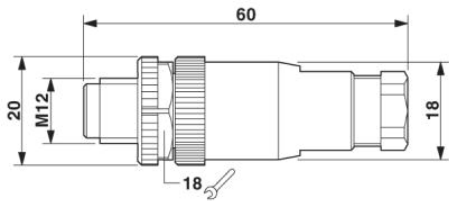


Certification

GOST

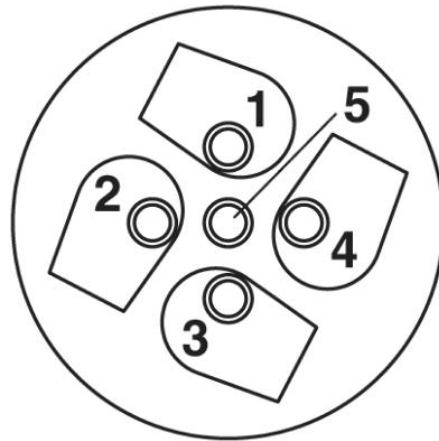
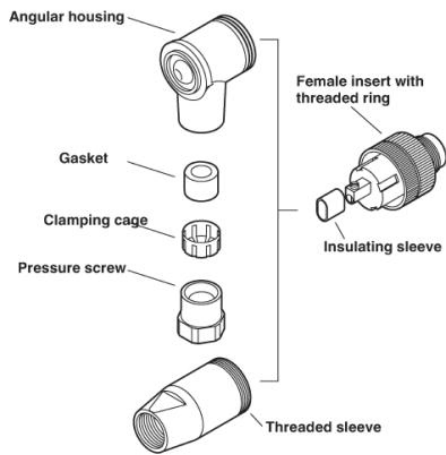
Diagrams/Drawings

Dimensioned drawing



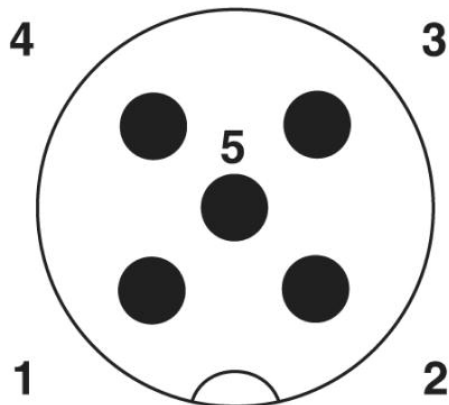
M12 x 1 male connector, straight

Schematic diagram



Male/Female M12

Cable connection side M12 (screw connection)



Pin assignment M12 male connector, 5-pos., A-coded, male side

Address

PHOENIX CONTACT Inc., USA
586 Fulling Mill Road
Middletown, PA 17057, USA
Phone (800) 888-7388
Fax (717) 944-1625
<http://www.phoenixcon.com>



© 2010 Phoenix Contact
Technical modifications reserved;