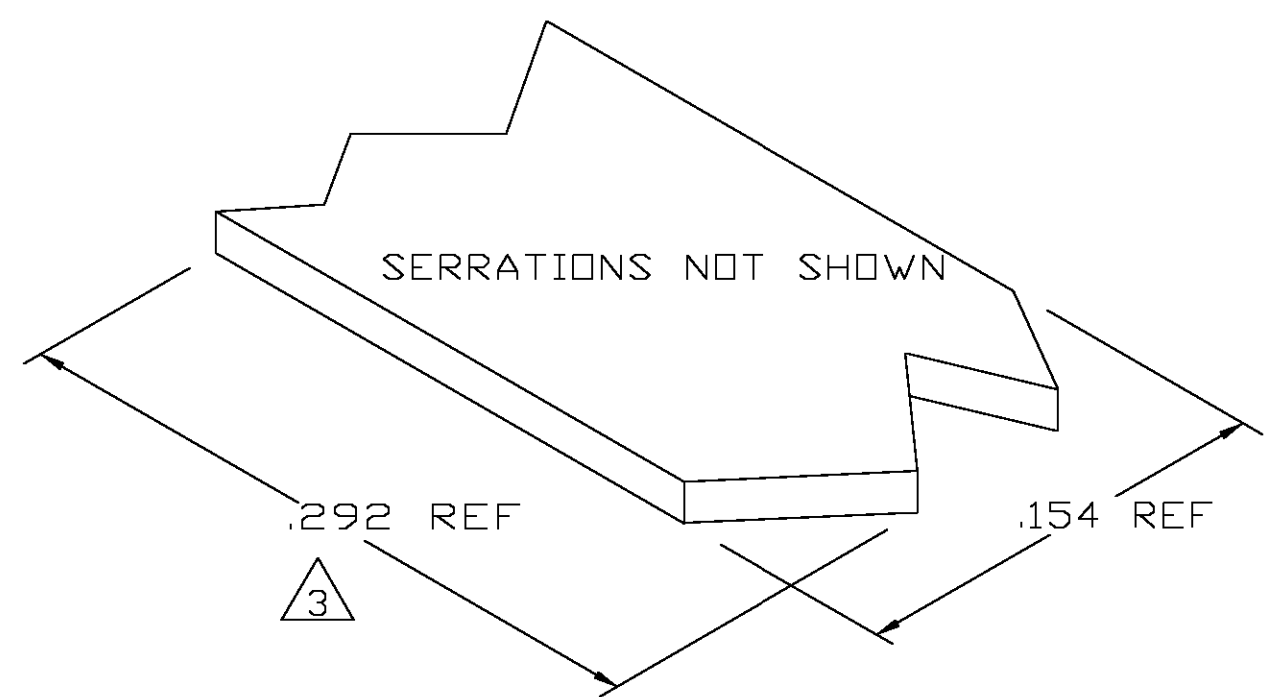
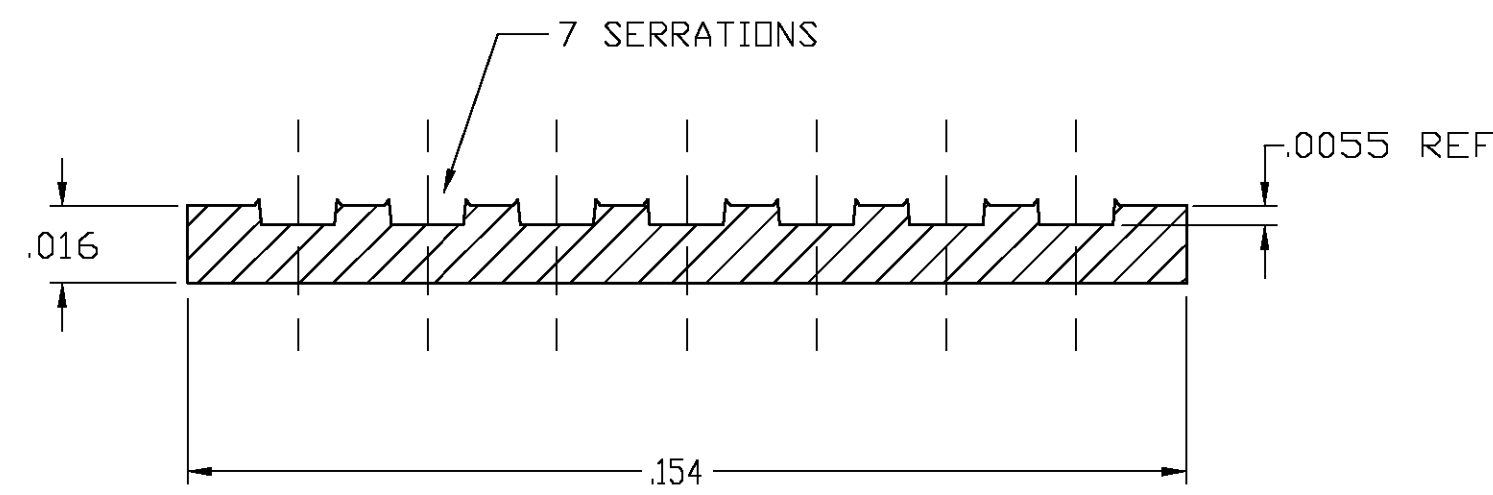


THIS DRAWING IS UNPUBLISHED. RELEASED FOR PUBLICATION
 © COPYRIGHT - BY TYCO ELECTRONICS CORPORATION. ALL RIGHTS RESERVED.

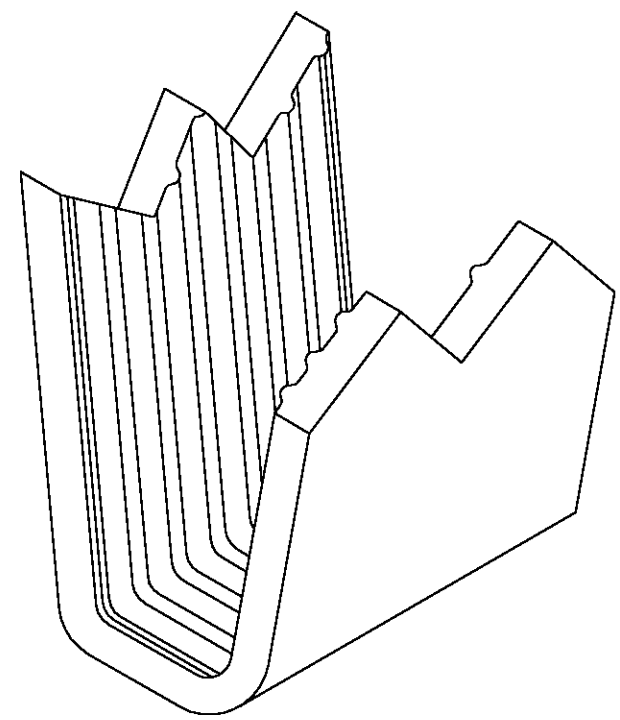
LOC	DIST	REVISIONS			
P	LTR	DESCRIPTION	DATE	DWN	APVD
AF	50	0	TRANSFERED TO TYCO FORMAT	31MAR03	MF EH



- 1 CRIMPBAND MATERIAL PROVIDED IN CONTINUOUS STRIP.
- 2 REFERENCE DESCRIPTIVE PART NUMBER L0616R16BSP.
- 3 BLANK LENGTH DETERMINED BY 061 TOOLSET.



TYP. CROSS SECTION



PARTIAL FORMED VIEW (REF)
FORMED BY APPLICATION TOOLING

1601605-1
PART NUMBER

THIS DRAWING IS A CONTROLLED DOCUMENT.		DWN MICHAEL S. FEHER 31 MAR 2003	Tyco Electronics Corporation Harrisburg, PA 17105-3608												
DIMENSIONS: INCHES		CHK EDWARD HOWARD 31 MAR 2003	NAME -												
TOLERANCES UNLESS OTHERWISE SPECIFIED:		APVD EDWARD HOWARD 31 MAR 2003	PRODUCT SPEC -												
<table border="0"> <tr><td>0 PLC</td><td>± -</td></tr> <tr><td>1 PLC</td><td>± -</td></tr> <tr><td>2 PLC</td><td>± -</td></tr> <tr><td>3 PLC</td><td>± .005</td></tr> <tr><td>4 PLC</td><td>± -</td></tr> <tr><td>ANGLES</td><td>± -</td></tr> </table>		0 PLC	± -	1 PLC	± -	2 PLC	± -	3 PLC	± .005	4 PLC	± -	ANGLES	± -	APPLICATION SPEC -	
0 PLC	± -														
1 PLC	± -														
2 PLC	± -														
3 PLC	± .005														
4 PLC	± -														
ANGLES	± -														
MATERIAL UNS C26000 BRASS		FINISH NONE	WEIGHT -	RESTRICTED TO -											
-		SIZE A3		SCALE 1:1											
-		CAGE CODE 00779		DRAWING NO C-1601605											
-		CUSTOMER DRAWING		SHEET 1 OF 1											
-		-		REV 0											