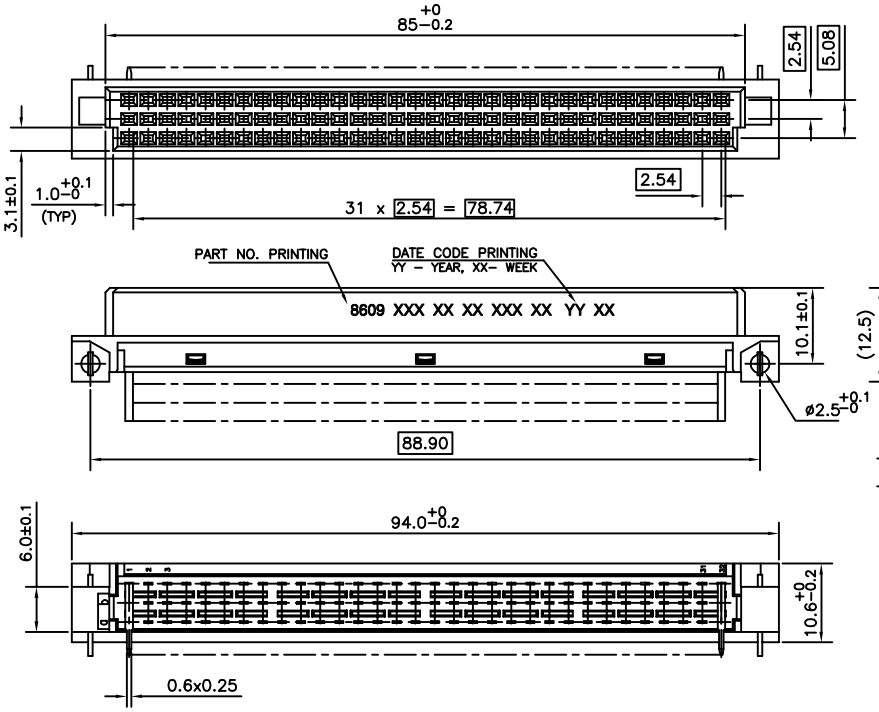

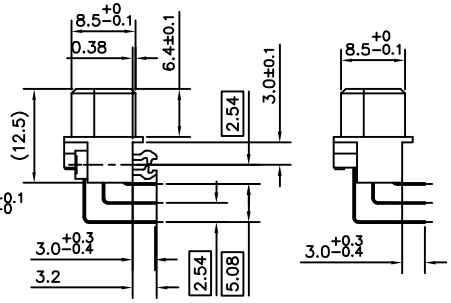

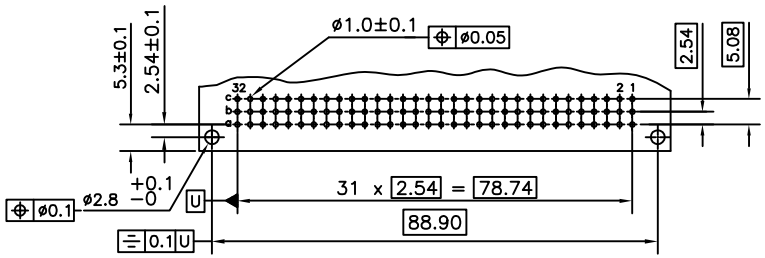

PCB DRILLING DETAILS

TECHNICAL SPECIFICATION

HOUSING MATERIAL	: THERMOPLASTIC POLYESTER UL 94 V–0, GREY HOUSING CAN WITHSTAND EXPOSURE TO LEAD FREE WAVE SOLDERING TEMPERATURE OF 260–265°C WHEN USED WITH PROTECTIVE ADHESIVE OR PROTECTIVE METALLIC DEVICE FOR RIGHT ANGLE CONNECTORS AS IT IS USED IN CLASSICAL LEAD WAVE SOLDERING AT 235–250°C
CONTACT/ HARPOON MATERIAL	: COPPER ALLOY
CONTACT PLATING	
ACTIVE ZONE	: GOLD OVER NICKEL
TERMINATION ZONE	: TIN (PURE MATTE) OVER Ni
HARPOON PLATING	
LEAD FREE VERSION	: TIN (PURE MATTE) OVER Ni
ELECTRICAL DATA	
CURRENT RATING AT 20°C	: 1.5 A
CURRENT (I MAX)	: 2 A
TEMPERATURE RANGE	: –55°C/+125°C
CONTACT RESISTANCE	: ≤ 20mΩ
INSULATION RESISTANCE	: ≥ 10^8 MΩ
TEST VOLTAGE (rms)	: 1000V
MECHANICAL DATA	
INSERTION FORCE PER CONTACT	: ≤ 0.94N
EXTRACTION FORCE PER CONTACT	: ≥ 0.15N
REFERENCE SPECIFICATIONS	: DIN 41612 / IEC 603–2

SERIES	8609	6	64	8	8	13	7	5	5	V1LF

- ROWS FITTED WITH CONTACTS: Rows – b c — 6, 64
- NUMBER OF CONTACTS
- TYPE OF INSULATOR: 3 ROW FEMALE INSULATOR — 8
- METHOD OF MOUNTING: REVERSE MOUNTING – STYLE R — 8
- TERMINATION: ANGLED SPILL — 13
- OPTIONS: WTH HARPOONS — H; NO OPTION — 7
- PERFORMANCE CLASS: 4 – DIN 41612 CLASS 3 — 4; 5 – DIN 41612 CLASS 2 — 5; 6 – DIN 41612 CLASS 1 — 6; 8 – AS PER MIL C 55302/JSS 50808 — 8
- PITCH PER ROW: 2.54 — 5
- V1LF — LEAD FREE VERSION

NOTES:-

1. THE "LF" PRODUCTS MEET EUROPEAN UNION DIRECTIVES AND OTHER COUNTRY REGULATIONS AS DESCRIBED IN GS-22-008
2. THE HOUSING WILL WITHSTAND EXPOSURE TO 260°C PEAK TEMPERATURE FOR 3.5 SECONDS IN A WAVE SOLDER APPLICATION WITH A 1.6 MM MINIMUM THICK CIRCUIT BOARD
3. LEAD FREE OR RoHS DIRECTIVE LABELING TO BE PROVIDED AS PER GS-14-920 FOR LEAD FREE VERSION.

ltr	ecn no	dr	date
A	109–0059	JS	17/04/2009

dr	JOHN SLEEBA	17/04/2009
engr	JOHN SLEEBA	17/04/2009
chr	KESAVAN R	17/04/2009
appd	KESAVAN R	17/04/2009

mat'l. code: –
surface: ISO 1302
tolerance: ISO 406 ISO 1101
tolerances unless otherwise specified: angles 0°±1°; linear .0±.1
projection
mm
scale –
product family: 8609
title: DIN REVERSE RECEPTACLE
ANGLED SPILL DIN 41612 STYLE-R
dwg no: C-8609-2184
sheet 1 of 1
size: A3
type: Product Customer Drawing
sheet index | revision A | sheet 1
form: A3

FCIconnect.com
Copyright FCI

PDM: Rev:A STATUS: Released Printed: May 14, 2011