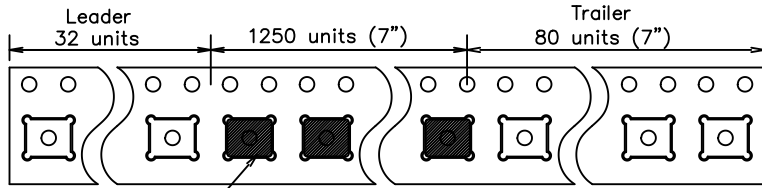


Tape and Reel
Quantity: 1250 pieces per reel

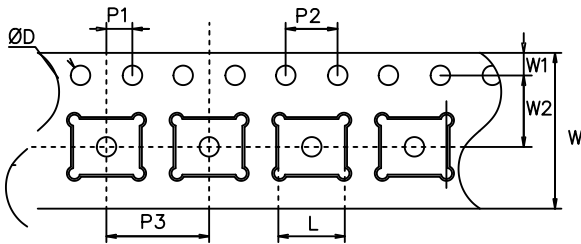
REVISIONS			
LTR	DESCRIPTION	DATE	APPROVED
-	RELEASED FROM ENGINEERING	7/15/16	



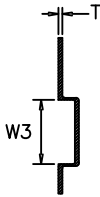
Microphone

Tape Layout

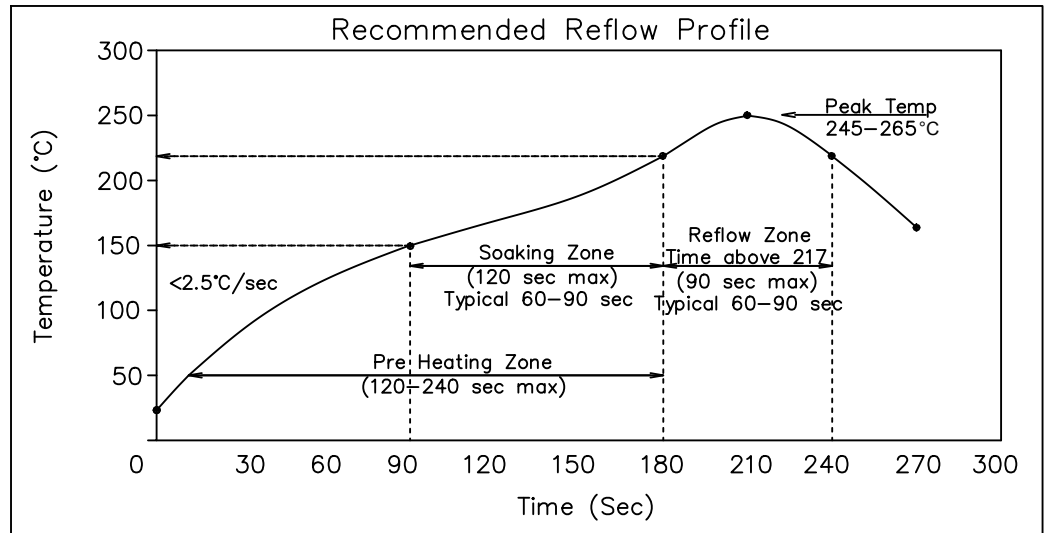
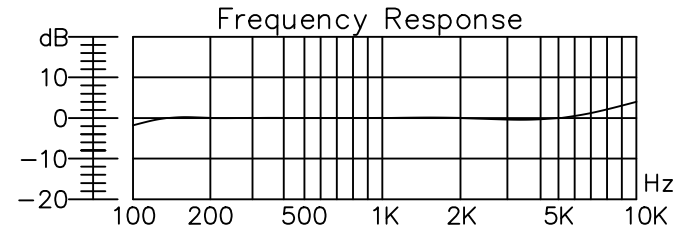
Top View



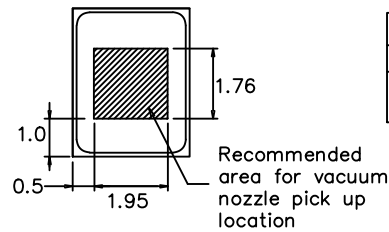
Section A



Symbol	Millimeter		
	Minimum	Nominal	Maximum
ØD	1.5	1.5	1.6
P1	1.9	2.0	2.1
P2	3.9	4.0	4.1
P3	7.9	8.0	8.1
L	3.73	3.83	3.93
W	11.7	12	12.3
W1	1.65	1.75	1.85
W2	5.4	5.5	5.6
W3	2.88	2.98	3.08
T	0.25	0.3	0.35



Pickup Tool Pick Location



Pick Up Pressure Limits		
Condition	mmHg	PSI
Max Air Purge	3000	58
Max Vacuum	-500	9.6

UNLESS OTHERWISE SPECIFIED:
ALL PURCHASES ARE SUBJECT TO THE PUI AUDIO TERMS AND CONDITIONS SALE FOUND AT http://www.puiaudio.com/pdf/terms_conditions.pdf (paper copy available upon request).
DIMENSIONS ARE IN MILLIMETERS, TOLERANCES ARE ±0.5 AND ANGLES ARE ±3°.



3541 Stop Eight Road
Dayton, Ohio 45414

APPROVALS	DATE	PIEZO MEMS MICROPHONE	
DRAWN <i>M.V.</i>	7/16	SIZE A	DRAWING NO. PMM-3738-WP-R
CHECKED <i>M.V.</i>	7/16	SCALE: N.T.S. SHEET 1 OF 1	
APPROVED <i>B.R.</i>	7/16		

THIS DOCUMENT CONTAINS DATA PROPRIETARY TO PROJECTS UNLIMITED, INC. ANY USE OR REPRODUCTION, IN ANY FORM, WITHOUT PRIOR WRITTEN PERMISSION OF PROJECTS UNLIMITED, INC. IS PROHIBITED.
© 2005, Projects Unlimited Inc.