THIS DRAWING IS UNPUBLISHED. RELEASED FOR PUBLICATION -,- .
© COPYRIGHT - BY TYCO ELECTRONICS CORPORATION. ALL RIGHTS RESERVED.

LOC	DIST
AD	00

REVISIONS

P	LTR	DESCRIPTION	DATE	DWN	APVD
	A1	REVISED PER ECO-08-009053	16APR08	DH	AS
	A2	REVISED PER ECO-10-000444	16JAN10	KK	AEG

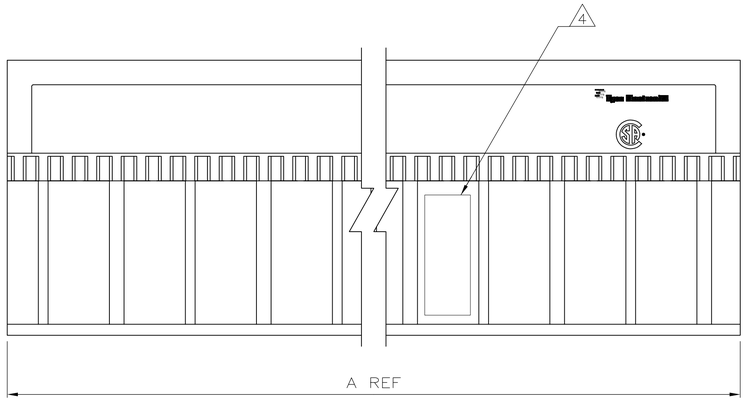

1. HOUSING MATERIAL: LIQUID CRYSTAL POLYMER
   COLOR: NATURAL.
2. CONTACT MATERIAL: PHOSPHOR-BRONZE.
3. CONTACT FINISH:(A)
   UNDERPLATE (ENTIRE CONTACT):
   0.00127 MIN NICKEL PER SAE-AMS-QQ-N-290
   ON MATING SURFACES:
   CONFORMS TO ALL TESTING SPECIFIED FOR TELCORDIA UNCONTROLLED ENVIRONMENT.
   ON LEADS:
   0.00381 MIN MATTE TIN PER ASTM B 545 OVER UNDERPLATE.
   LUBRICATION (MIN MATING SURFACES):
   SURFACE CONDITIONER AFTER PLATING.
4. PART MARKING LOCATED APPROXIMATELY AS SHOWN.
5. OBSOLETE PARTS: OBSOLETE CIS STREAMLINING PER D.RENAUD/D.SINISI

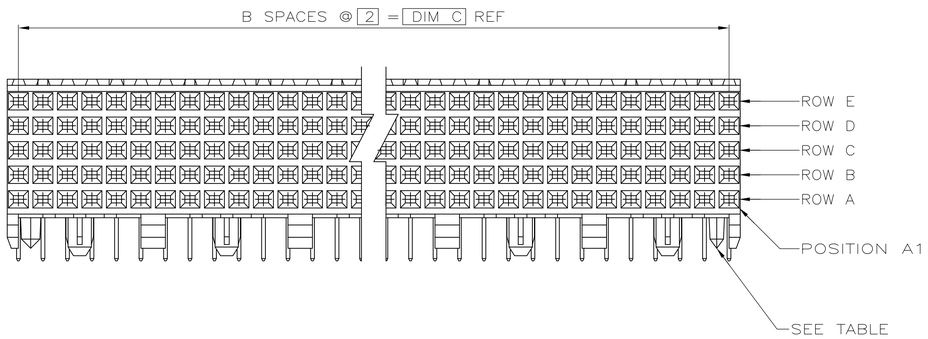

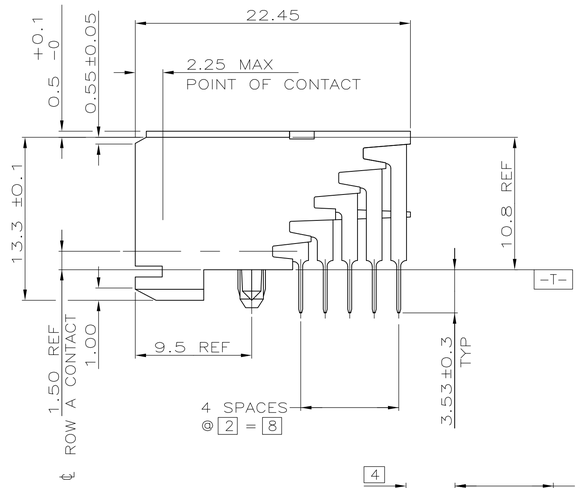

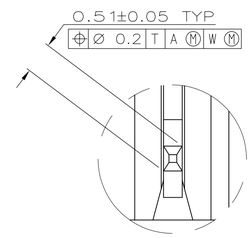

DETAIL Z
SCALE 20:1

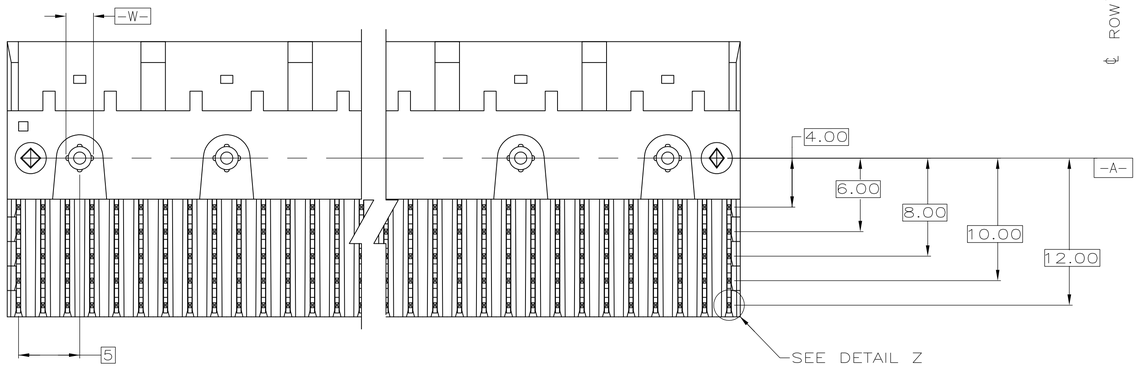

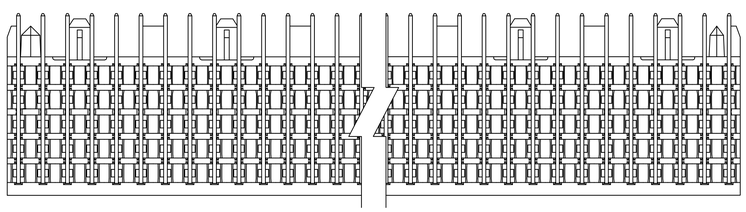

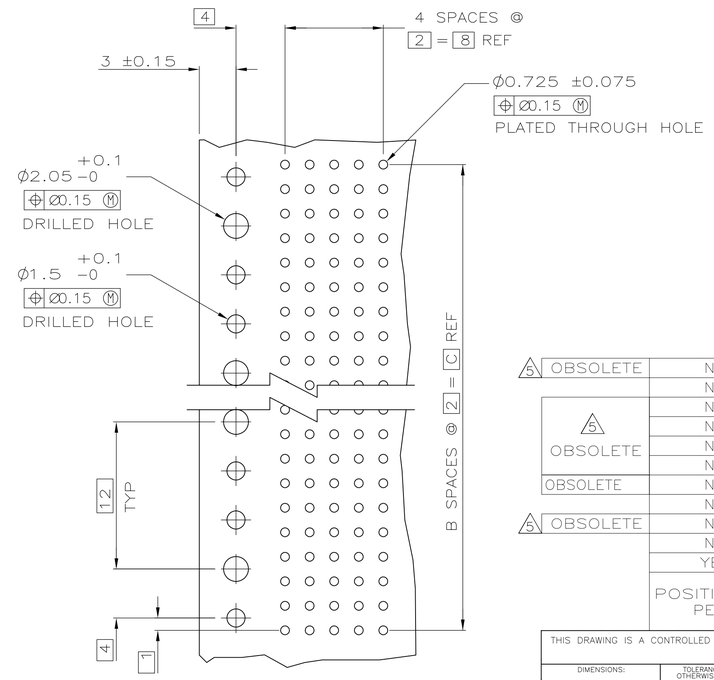

RECOMMENDED CIRCUIT PATTERN
PER IPC-D300 TYPE II, CLASS C
(COMPONENT SIDE)

5 OBSOLETE	NO	130	65	131.88	330	~~1-5223007-1~~
	NO	118	59	119.88	300	1-5223007-0
5 OBSOLETE	NO	106	53	107.88	270	~~5223007-9~~
	NO	94	47	95.88	240	~~5223007-8~~
	NO	82	41	83.88	210	~~5223007-7~~
	NO	70	35	71.88	180	~~5223007-6~~
OBSOLETE	NO	58	29	59.88	150	5223007-5
	NO	46	23	47.88	120	5223007-4
5 OBSOLETE	NO	34	17	35.88	90	~~5223007-3~~
	NO	22	11	23.88	60	5223007-2
	YES	10	5	11.88	30	5223007-1
	POSITIONING PEGS	C	B	A	NO OF SIGNAL POSN	PART NUMBER

THIS DRAWING IS A CONTROLLED DOCUMENT.

DIMENSIONS: mm

TOLERANCES UNLESS OTHERWISE SPECIFIED:
0 PLC ± -
1 PLC ± -
2 PLC ± 0.13
3 PLC ± -
4 PLC ± -
ANGLES ± -

MATERIAL 1 2
FINISH 3

DWN B.MCMASTER 19NOV04
CHK R.WERTZ 19NOV04
APVD R.WERTZ 19NOV04
PRODUCT SPEC —
APPLICATION SPEC —
WEIGHT —

Tyco Electronics
Tyco Electronics Corporation
Harrisburg, Pa 17105-3608

NAME
ASSEMBLY, RECEPTACLE, SIGNAL, RIGHT ANGLE, Z-PACK 2mm FB, 5 ROW, SOLDER LEAD

SIZE	CAGE CODE	DRAWING NO	RESTRICTED TO
A1	00779	C-5223007	—

CUSTOMER DRAWING | SCALE 4:1 | SHEET 1 OF 1 | REV A2