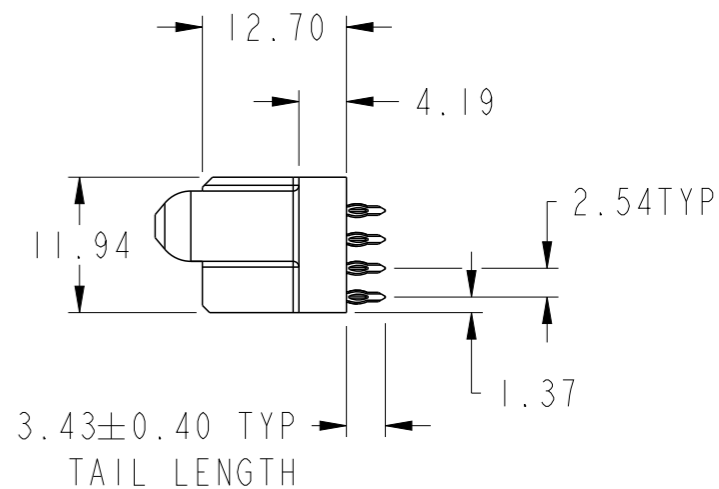
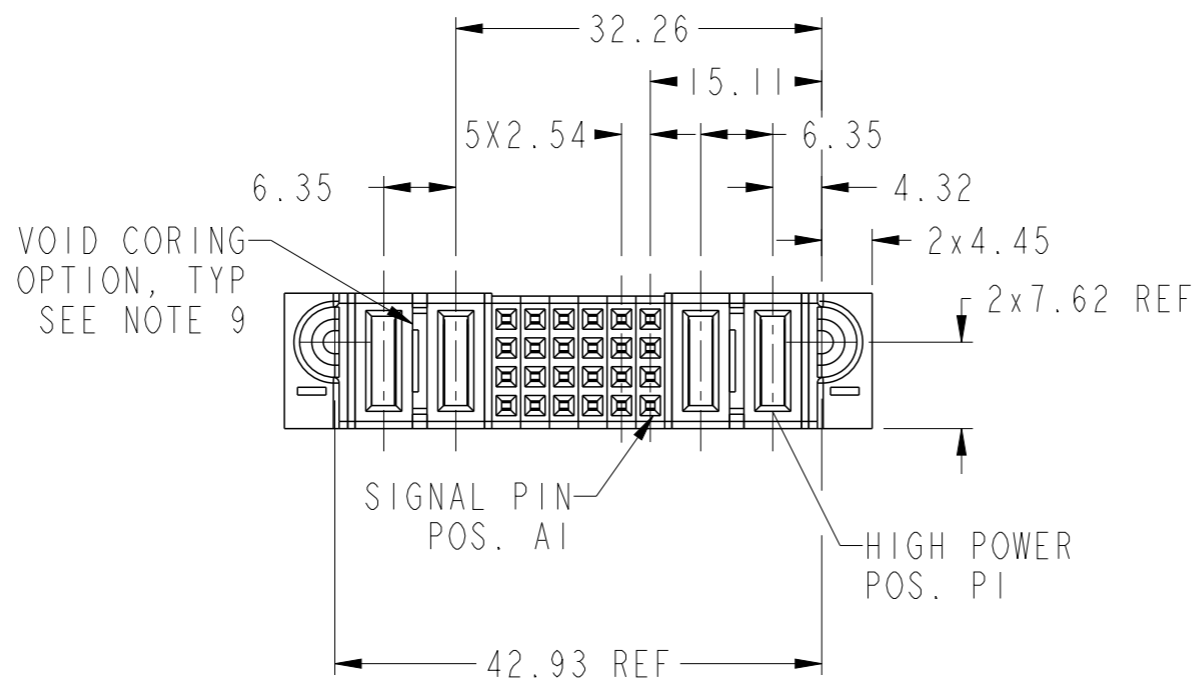
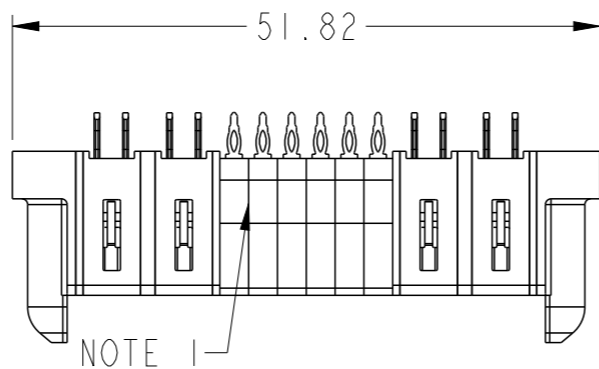



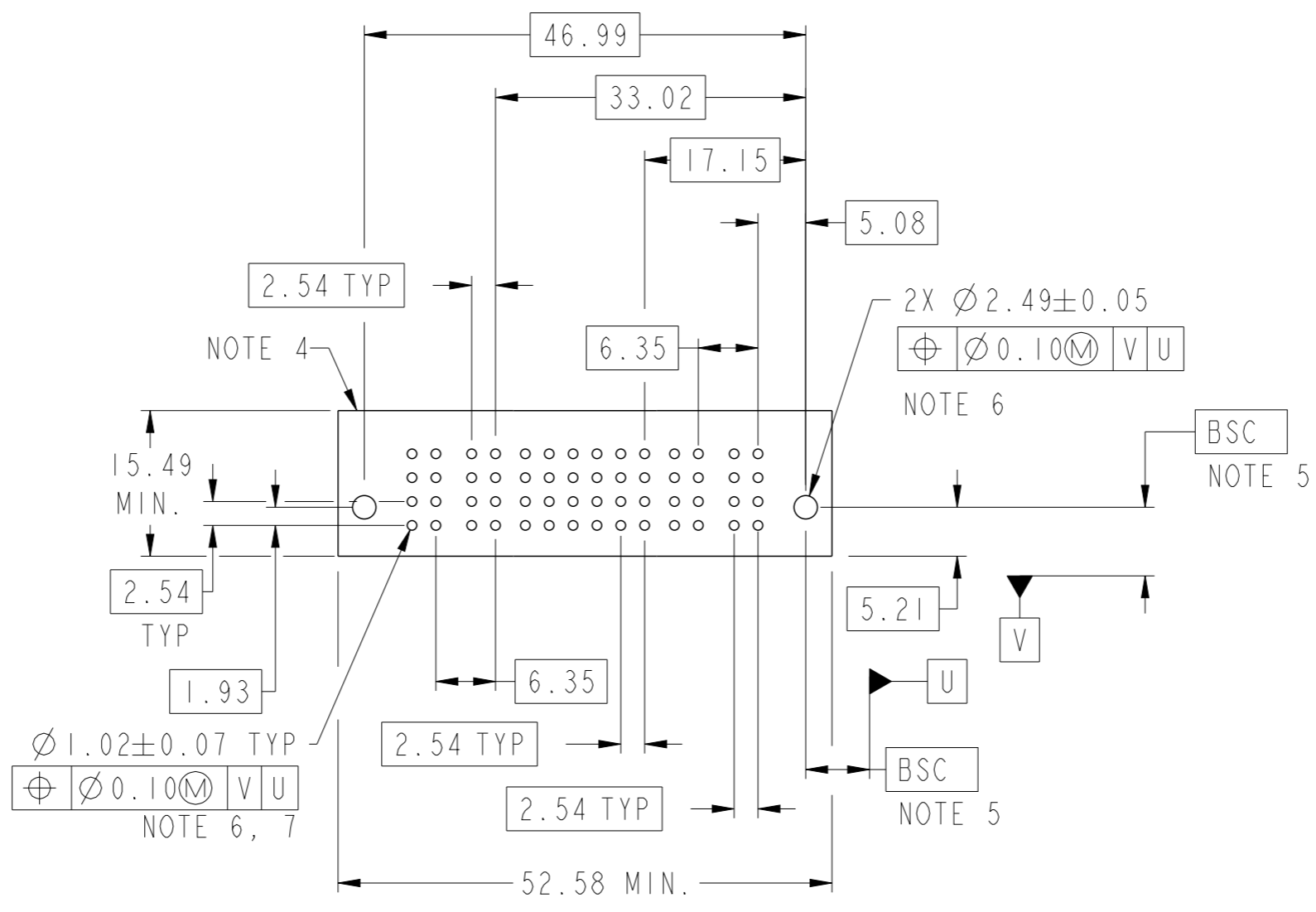
PRODUCT NUMBER SEE SHEET 2



spec ref		dr	Eddy Zeng	2013/10/07	projection	MM	size	A3	scale	3:2
tolerance std		eng	Eddy Zeng	2014/01/22			ecn no		-	
ASME Y14.5		chr	Li-He	2014/01/22			rel level		Released	
TOLERANCES UNLESS OTHERWISE SPECIFIED		appr	Pei-Ming Zheng	2014/01/22	product family		PowerBlade+		rev	
surface		linear	0.X	±0.50		2HP + 24S + 2HP		dwg no 10106131-4006005	A	
			0.XX	±0.25		VT PF RECEPTACLE				
			0.XXX	±0.10						
ASME Y14.5		angular	0°	±2°	www.fci.com	cat. no.	Product - Customer Drw		sheet 1 of 3	

PRODUCT NO.	ROWS	HP		SIGNAL						HP		E2	
		E1	P4	P3	6	5	4	3	2	1	P2		P1
10106131-4006005LF	D C B A			F	F	F	F	F	F	F			

CODE	DESCRIPTION
F	STD SIGNAL CONTACT
HD	MFBL HIGH POWER CONTACT (3.43)
HG	STD HIGH POWER CONTACT (3.43)



Copyright FCI.

dr	Eddy Zeng	2013/10/07	projection	MM	size	A3	scale	3:2	
eng	Eddy Zeng	2014/01/22		← →	ecn no	-	rel level	Released	
chr	Li-He	2014/01/22							
appr	Pei-Ming Zheng	2014/01/22	product family	PowerBlade+					
			2HP + 24S + 2HP		dwg no	10106131-4006005		rev	A
www.fci.com			cat. no.		Product - Customer Drw			sheet 2 of 3	

A

B

C

D

A

B

C

D

NOTES:

- 1) "FCI", PART NUMBER AND DATE CODE TO BE MARKED ON THIS SURFACE.
THE MARK CAN BE OMITTED IF THERE IS NOT ENOUGH SPACE ON THIS SURFACE.
- 2) MATERIALS:
-HOUSING - GLASS FILLED WITH HIGH TEMP THERMOPLASTIC, UL94V-0.
-SIGNAL CONTACT - COPPER ALLOY.
-POWER CONTACT - HIGH CONDUCTIVITY COPPER ALLOY.
- 3) PLATING SPECIFICATION REFER TO FCI 10116351
- 4) DENOTES CONNECTOR KEEP OUT ZONE.
- 5) DATUM AND BASIC DIMENIONS WERE ESTABLISHED BY CUSTOMER.
- 6) ALL HOLE DIAMETERS ARE FINISHED HOLE SIZES.
- 7) 1.15 ± 0.025MM DRILLED HOLE PLATED WITH 0.00762MM MIN Sn
OVER 0.0254-0.0762MM Cu PLATING TO ACHIEVE A 1.02 ± 0.07MM HOLE.
- 8) PRODUCT SPECIFICATION REFER TO FCI GS-12-658.
APPLICATION SPECIFICATION REFER TO FCI GS-20-141.
PRODUCT PACKAGED IN TRAYS, REFER TO FCI GS-14-1502.
- 9) THE VOID CORING IN BETWEEN POWER MODULES, SIGNAL
MODULES AND END MODULES ARE OPTIONAL AND THE SHAPE
MAY BE DIFFERENT FOR OPTIMIZE THE MOLDING PROCESS. THE
VOID CORING WILL NOT EFFECT TO PRODUCT FUNCTION.



Copyright FCI.

dr	Eddy Zeng	2013/10/07	projection 	MM 	size	A3	scale	1:1	
eng	Eddy Zeng	2014/01/22			ecn no	-			
chr	Li-He	2014/01/22			rel level	Released			
appr	Pei-Ming Zheng	2014/01/22	product family	PowerBlade+					
		2HP + 24S + 2HP VT PF RECEPTACLE			dwg no	10106131-4006005		rev	A
www.fci.com		cat. no.	Product - Customer Drw		sheet 3 of 3				