

Feed-through header - MDSTBVA 2,5/ 2-G-5,08 - 1845332

Please be informed that the data shown in this PDF Document is generated from our Online Catalog. Please find the complete data in the user's documentation. Our General Terms of Use for Downloads are valid (<http://phoenixcontact.com/download>)

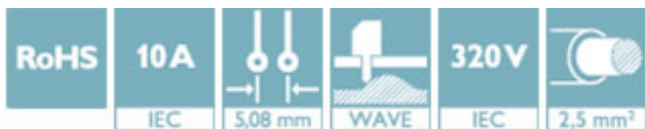


PCB headers, nominal current: 10 A, rated voltage (III/2): 320 V, number of positions: 2, pitch: 5.08 mm, color: green, contact surface: Tin, mounting: Wave soldering, The article can be aligned to create different nos. of positions! In combination with MVSTB or FKCV plug components, both an MVSTBW (or FKCVW) and an MVSTBR plug (or FKCVR) must be used. Combination with TMSTBP plug components is not possible!

The figure shows a 10-position version of the product

Why buy this product

- ✓ Maximum flexibility when it comes to device design – one header for connectors with different connection technologies
- ✓ Easy PCB replacement thanks to plug-in modules
- ✓ Well-known mounting principle allows worldwide use
- ✓ Conductor connection on several levels enables higher contact density



Key Commercial Data

Packing unit	50 STK
GTIN	
GTIN	4017918184179

Technical data

Dimensions

Length [l]	23.7 mm
Width	14.7 mm
Pitch	5.08 mm
Dimension a	5.08 mm
Width [w]	14.7 mm
Height [h]	26 mm
Constructional height	22.1 mm
Length of the solder pin	3.9 mm
Pin dimensions	1 x 1 mm
Pin spacing	15.24 mm
Length	23.7 mm

Feed-through header - MDSTBVA 2,5/ 2-G-5,08 - 1845332

Technical data

General

Range of articles	MDSTBVA 2,5/...-G
Insulating material group	IIIa
Rated surge voltage (III/3)	4 kV
Rated surge voltage (III/2)	4 kV
Rated surge voltage (II/2)	4 kV
Rated voltage (III/3)	250 V
Rated voltage (III/2)	320 V
Rated voltage (II/2)	400 V
Connection in acc. with standard	EN-VDE
Nominal current I_N	10 A
Maximum load current	10 A
Insulating material	PBT
Flammability rating according to UL 94	V0
Color	green
Number of positions	2

Standards and Regulations

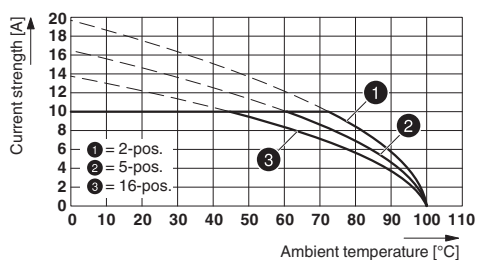
Connection in acc. with standard	EN-VDE
	CUL
Flammability rating according to UL 94	V0

Environmental Product Compliance

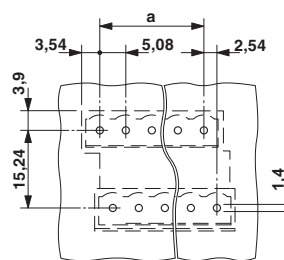
China RoHS	Environmentally friendly use period: unlimited = EFUP-e
	No hazardous substances above threshold values

Drawings

Diagram



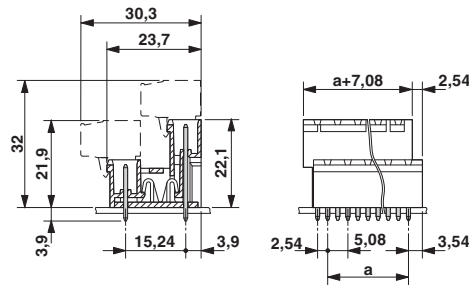
Drilling diagram



Type: FKC 2,5/...-ST-5,08 with MDSTBVA 2,5/...-G-5,08

Feed-through header - MDSTBVA 2,5/ 2-G-5,08 - 1845332

Dimensional drawing



Approvals

Approvals

Approvals

VDE Gutachten mit Fertigungsüberwachung / IECEE CB Scheme / cULus Recognized / EAC

Ex Approvals

Approval details

VDE Gutachten mit Fertigungsüberwachung		http://www2.vde.com/de/Institut/Online-Service/VDE-gepruefteProdukte/Seiten/Online-Suche.aspx	40004701
Nominal voltage UN	250 V		
Nominal current IN	10 A		

IECEE CB Scheme		http://www.iecee.org/	DE1-58978-B1B2
Nominal voltage UN	250 V		
Nominal current IN	10 A		

cULus Recognized		http://database.ul.com/cgi-bin/XYV/template/LISEXT/1FRAME/index.htm	E60425-19931011
Nominal voltage UN	D 300 V	B 300 V	
Nominal current IN	10 A	12 A	

Feed-through header - MDSTBVA 2,5/ 2-G-5,08 - 1845332

Approvals

EAC



B.01742

Phoenix Contact 2018 © - all rights reserved
<http://www.phoenixcontact.com>

PHOENIX CONTACT GmbH & Co. KG
Flachsmarktstr. 8
32825 Blomberg
Germany
Tel. +49 5235 300
Fax +49 5235 3 41200
<http://www.phoenixcontact.com>