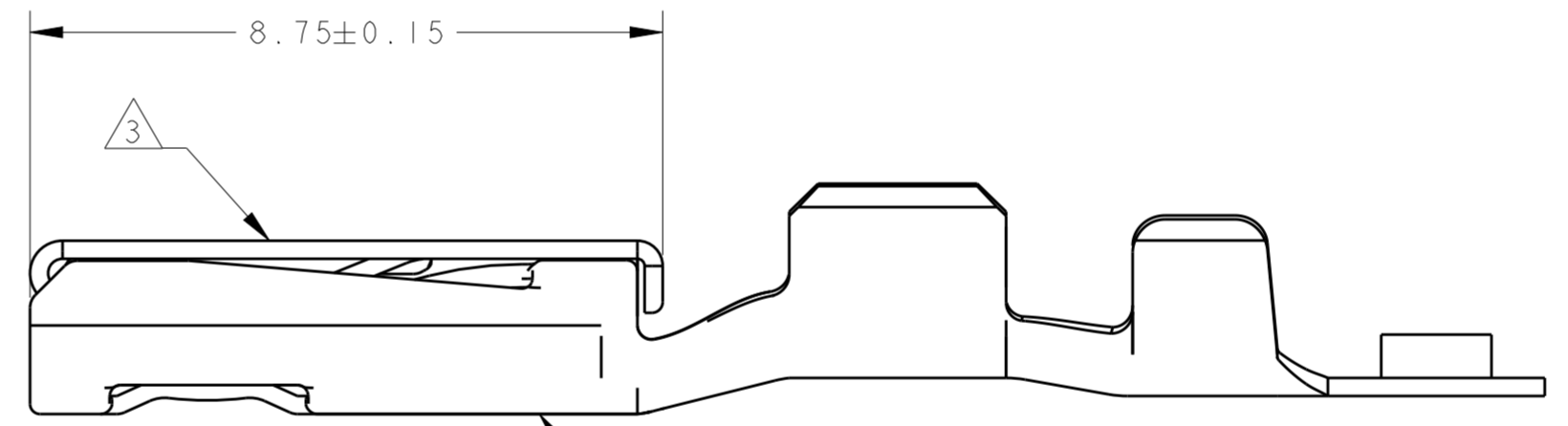
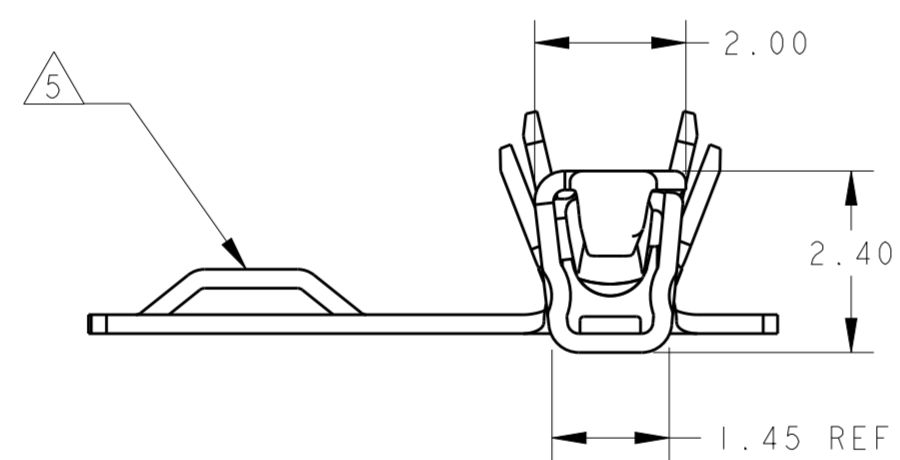
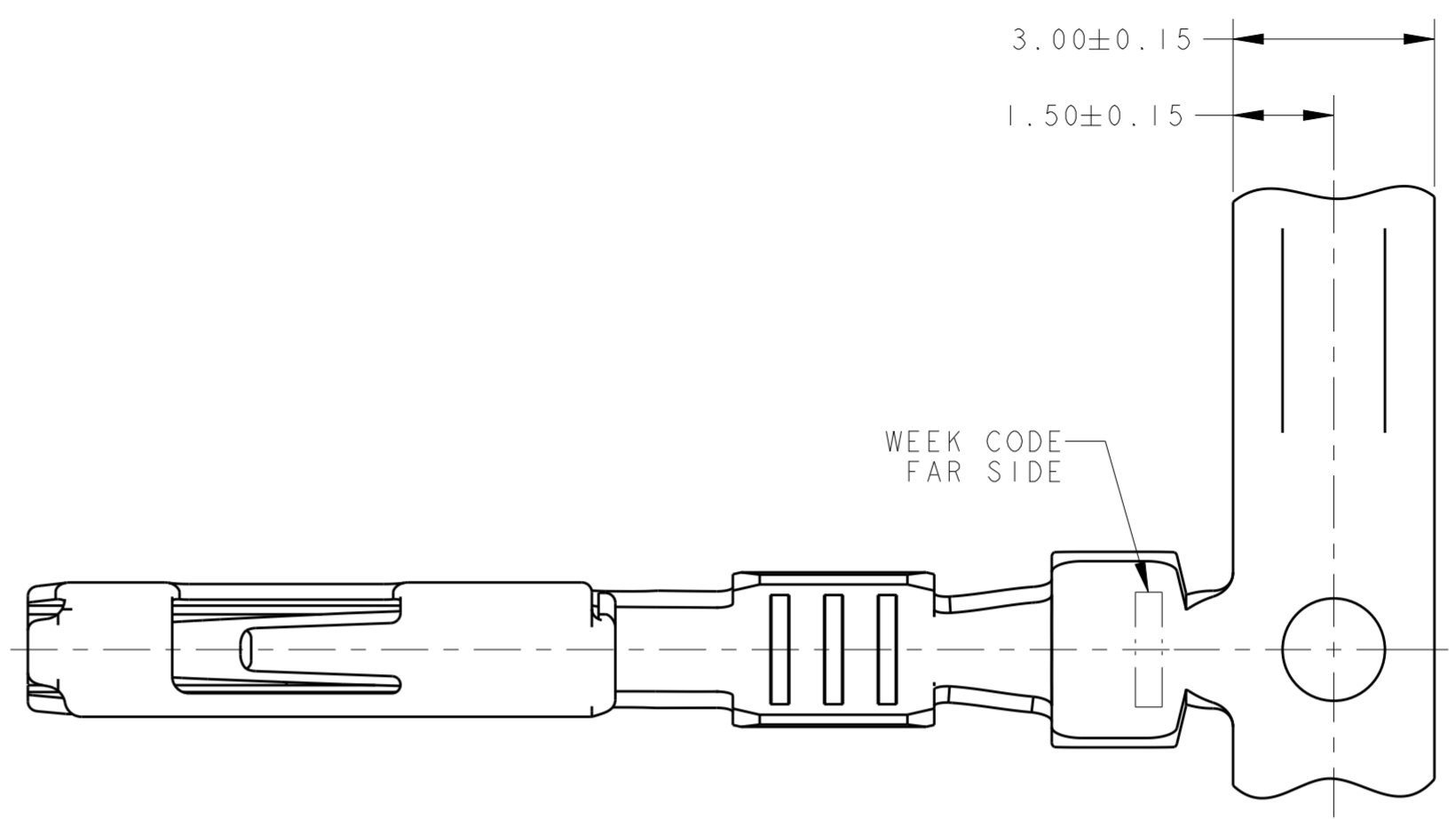
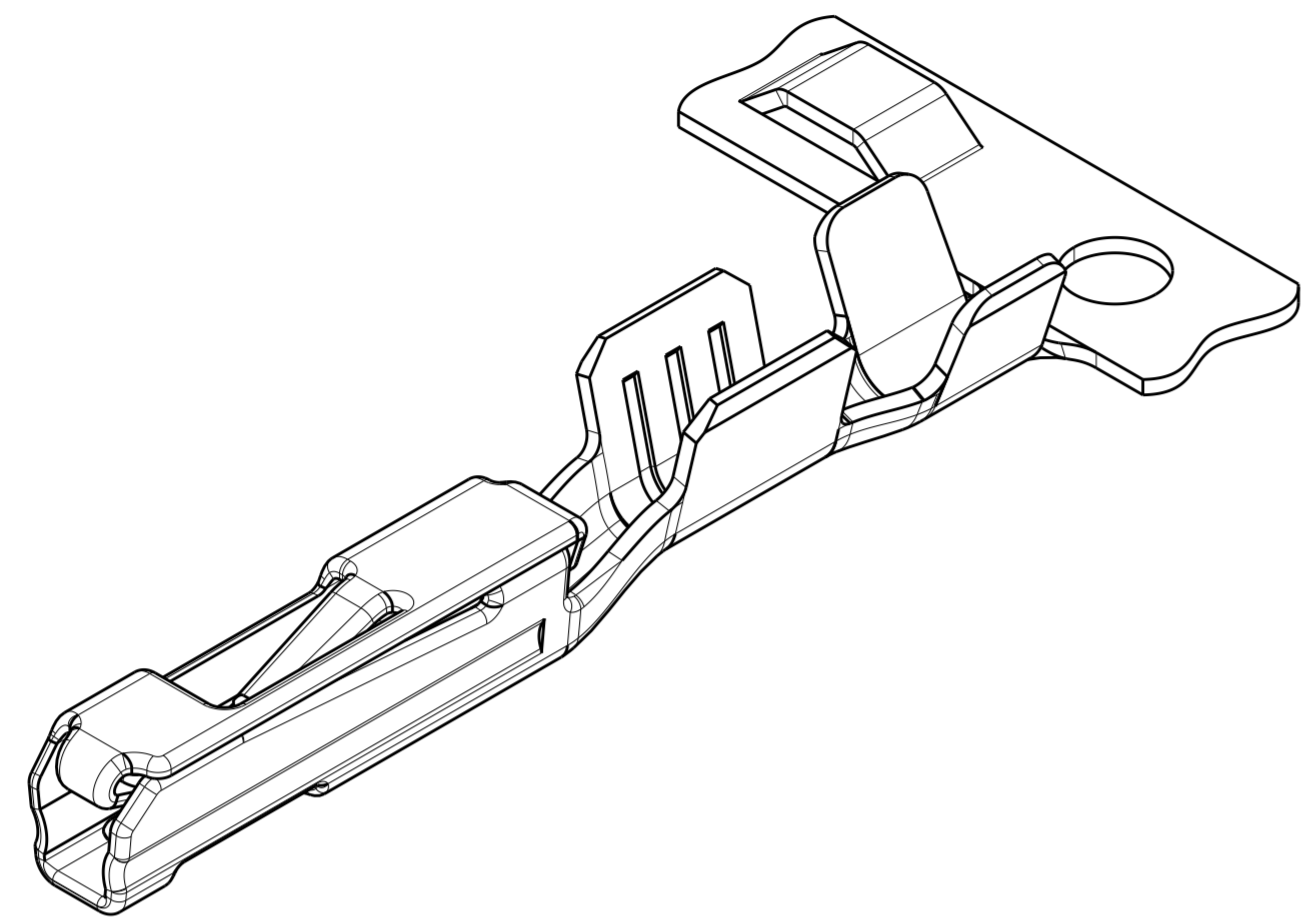
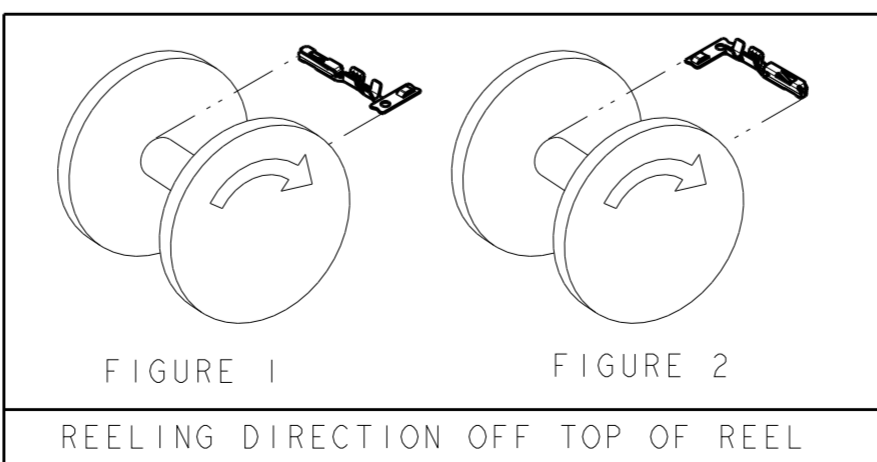


THIS DRAWING IS UNPUBLISHED. RELEASED FOR PUBLICATION 20
 © COPYRIGHT 20 BY - ALL RIGHTS RESERVED.

REVISIONS				
P	LTR	DESCRIPTION	DATE	APVD
C2		REVISED PER ECO-11-005030	12MAR2011	RK HMR
C3		REVISED PER ECO-13-016087	14OCT2013	DD MB



- 1 FINISH: PLATED 0.00076 MIN THICK GOLD IN MATING AREA WITH 0.0025 MIN THICK TIN IN WIRE CRIMP AREA, ALL OVER 0.002 MIN THICK NICKEL,
- 2 FINISH: PLATED 0.00076 MIN THICK GOLD IN MATING AREA, PLATED 0.00038 MIN THICK GOLD IN SHUNT CONTACT PLATING AREA WITH 0.0025 MIN THICK TIN IN WIRE CRIMP AREA, ALL OVER 0.002 MIN THICK NICKEL.
- 3 GOLD FLASH THIS AREA PROVIDED FOR VISUAL INDICATION THAT TERMINAL IS GOLD PLATED.
- 4 PART LUBRICATED WITH CHEMLUBE 1102
- 5 FEATURE ON CARRIER STRIP IS RAISED ON GOLD PLATED PRODUCT. FEATURE APPEARS ADJACENT TO EVERY OTHER CONTACT MIN.
- 6 SEE FIGURE 1 FOR REELING DIRECTION.
- 7 SEE FIGURE 2 FOR REELING DIRECTION.
- 8. FOR LEVER ASSISTED CONNECTORS WITH SIDE SLIDE ACTION THE ALLOWABLE WIRE BRUSH LENGTH RANGE IS 0.10-0.70MM.



THIS DRAWING IS A CONTROLLED DOCUMENT.		DWN J R SHUEY 02SEP99
DIMENSIONS: mm		CHK J M MYER 02SEP99
TOLERANCES UNLESS OTHERWISE SPECIFIED:		APVD K DENLINGER 02SEP99
0 PLC ±	1 PLC ±	PRODUCT SPEC 108-2220
2 PLC ±0.20	3 PLC ±	APPLICATION SPEC 114-13006
4 PLC ±	ANGLES ±3°	WEIGHT -
MATERIAL 0.25 THK COPPER ALLOY		Customer Drawing
FINISH -		SEE TABLE

REELING	LUBRICATION	FINISH	WIRE SIZE	PART NUMBER
7	4	2	22	1326028-8
			18-20	1326028-7
6	4	1	22	1326028-6
			18-20	1326028-5
6	4	2	22	1326028-4
			18-20	1326028-3
6	4	1	22	1326028-2
			18-20	1326028-1

STE TE Connectivity

CONTACT, FEMALE, 0.64mm GOLD PLATED

SIZE: A2 CAGE CODE: 07779 DRAWING NO: C-1326028 RESTRICTED TO: -

SCALE: 10:1 SHEET: 1 OF 1 REV: C3