

# FG18X7R1H102KNT00



## Application

Commercial Grade

## Series

FG18



## Dimensions

- L 4mm Max.
- W 5.5mm Max.
- T 2.5mm Max.
- F 2.5mm +/-0.8mm
- d 0.5mm +0.1,-0.03mm
- l 7mm +/-2mm

## Temperature Characteristic

-55 to 125°C +/-15%

## Rated Voltage

50Vdc

## Capacitance

1nF

## Capacitance Tolerance

+/-10%

## Dissipation Factor

3% Max.

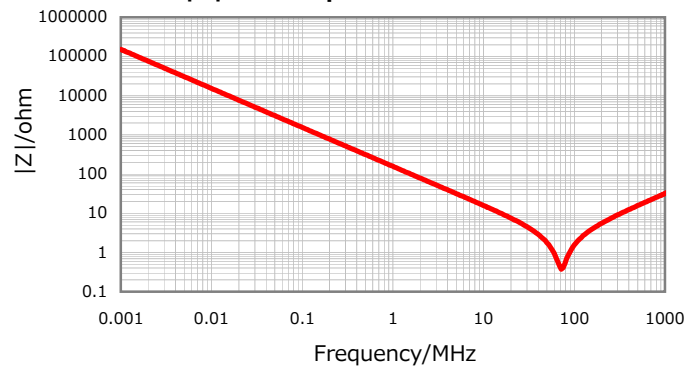
## Insulation Resistance

10000Mohm Min.

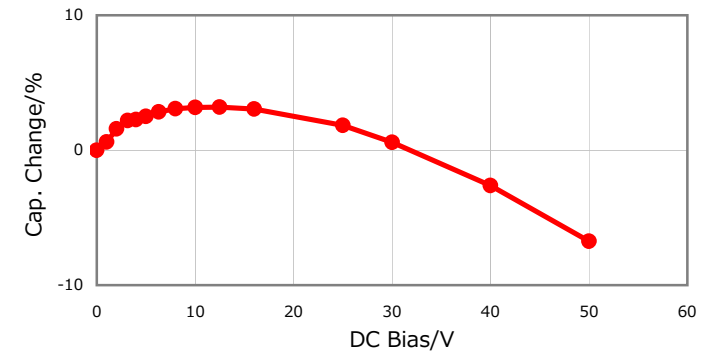
## AEC-Q200

No

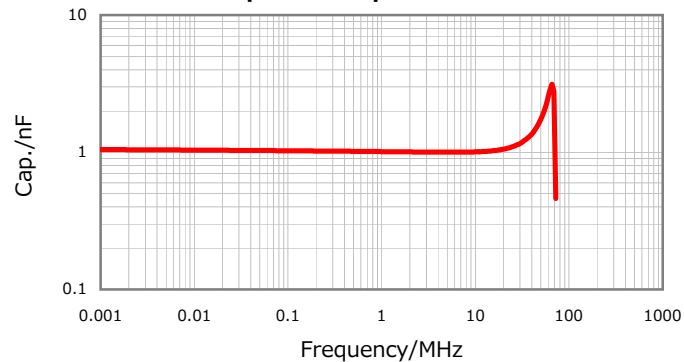
**|Z| vs. Freq. Characteristic**



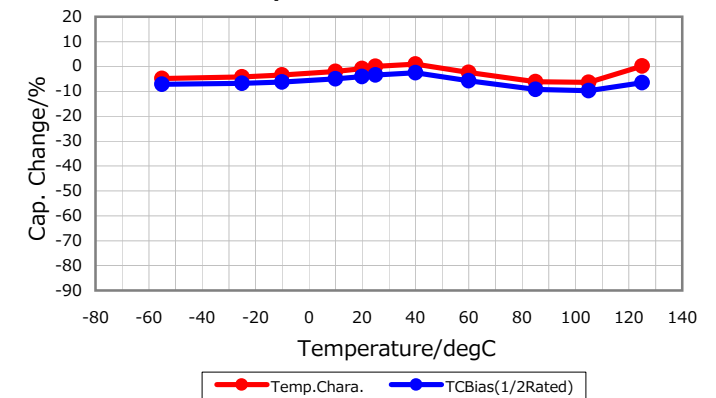
**DC Bias Characteristic**



**Cap. vs. Freq. Characteristic**



**Temperature Characteristics**



Characterization Sheet (MLCC with Dipped Radial Lead)



All specifications are subject to change without notice.

December 28, 2015