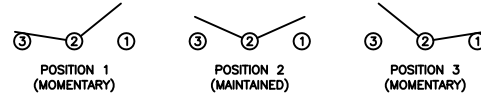


SCHMATIC



SPECIFICATIONS

FUNCTION:
1P2T (ON)-OFF-(ON)

RATINGS:
ANSI/UL 1054 and CAN/CSA C22.2 No. 55 (PENDING):
16A 125VAC [cURus]
16A 250VAC [cURus]

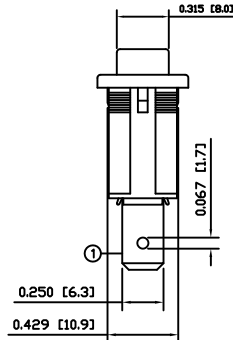
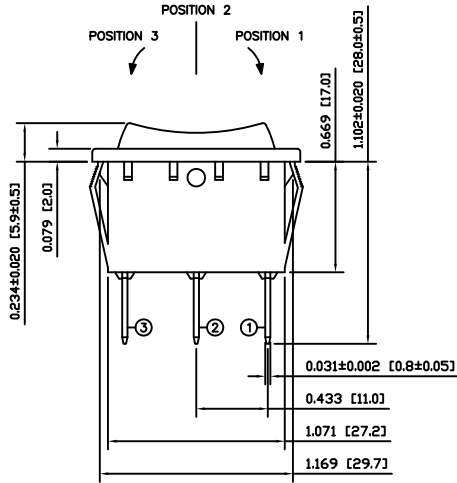
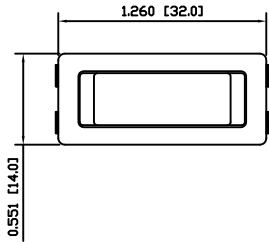
CONTACT RESISTANCE:
Initial: 20mΩ Max.

INSULATION RESISTANCE:
100MΩ Min. at 500VDC

DIELECTRIC STRENGTH:
1,000VAC for 1 Minute

ELECTRICAL LIFE:
6,000 Cycles [cURus]

TEMPERATURE:
Operating: -20°C to 65°C [cURus]



COLORS AND MARKINGS

BODY:
Black

ACTUATOR:
Black

MARKINGS:
None

MARKING COLOR:
None

MATERIALS

BODY:
Polyamide 6/6 (PA66), UL94 V-2

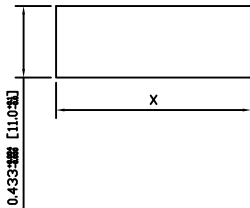
ACTUATOR:
Polyamide 6/6 (PA66), UL94 V-2

SPRING:
Steel

CONTACTS:
Silver Plated Copper

TERMINALS:
Silver Plated Copper
Silver Plated Brass

SUGGESTED PANEL CUTOUT



PANEL THICKNESS	X
0.030~0.049 [0.75~1.25]	1.181 [30.0]
0.049~0.079 [1.25~2.00]	1.189 [30.2]
0.079~0.118 [2.00~3.00]	1.201 [30.5]

ACTUATOR	A	09/06/26	CAB
BODY	A	09/06/26	CAB
COLORS	A	09/06/26	CAB
MATERIALS	A	09/07/27	CAB
SPECIFICATIONS	PA	09/07/09	CAB
REFERENCE	REV.	DATE	BY

THE INFORMATION CONTAINED IN THIS DOCUMENT IS PROPRIETARY TO E-SWITCH AND IS NOT TO BE COPIED OR TRANSFERRED

A	PROPOSED DESIGN	PCRD0049	09/07/27	CAB
REV.	DESCRIPTION	PCR	DATE	DRAWN BY

DIMENSIONS
INCHES [MILLIMETERS]
GENERAL TOLERANCES
±0.008 [±0.2] / ±1'
SCALE
DRAWING NOT TO SCALE

RB14DE1100

DRAWING NUMBER 14-RB14DE1100	DATE JULY 27, 2009	REVISION A
---------------------------------	-----------------------	---------------