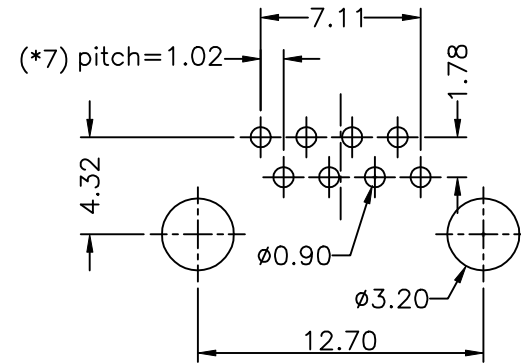
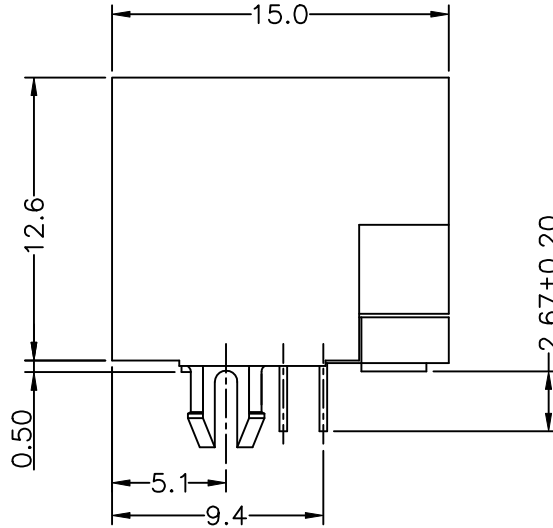
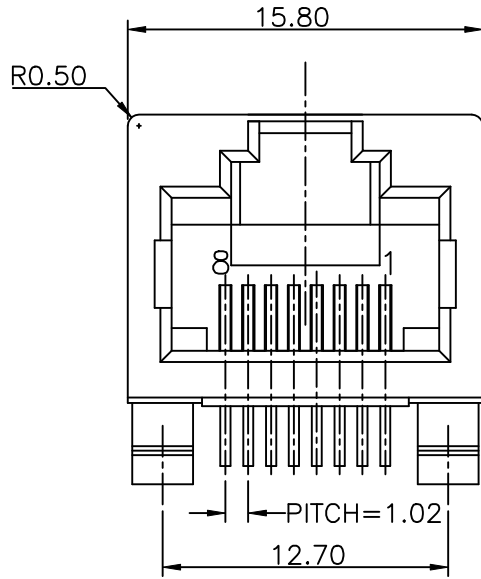


A1RFRD10

REVISION RECORD				
REV	ECO	DESCRIPTION	DRFT	CHKD



PC Board Thickness=1.60mm  
PC Board Layout Component Side Shown

**NOTES:**

**ELECTRICAL:**

1. VOLTAGE RATING : 125 VAC RMS.
2. CURRENT RATING : 1.5 AMP.
3. CONTACT RESISTANCE : 30 MILLIOHMS MAX.
4. INSULATION RESISTANCE: 1000 MEGOHMS MIN @ 500 VDC.
5. DIELECTRIC STRENGTH : 1000 VAC RMS 60Hz, 1MIN.
6. OPERATING: 750 CYCLES MIN.

**MECHANICAL:**

1. HOUSING MATERIAL : FR52 UL94V-0. COLOR-BLACK.
2. INSERT MATERIAL : FR52 UL94V-0. COLOR-BLACK.
3. CONTACT MATERIAL : PHOSPHOR BRONZE 0.35mm THICKNESS.
4. PLATING : GOLD PLATING OVER NICKEL.
5. PCB RETENTION PRE-SOLDER : 1 LB MIN.
6. PCB RETENTION POST-SOLDER: 10 LBS MIN.

**ENVIRONMENTAL:**

1. STORAGE : -40°C TO +85°C.
  2. OPERATION: 0°C TO 70°C.
  3. WAVE SOLDERING TEMPERATURE: 255~265°(5~10 SECONDS)
- MATES WITH MODULAR PLUG CONFORMING TO FCC PART 68, SUBPART F.

PART NUMBER: E 5J 8 8 - 0 0 L J G X-L

00-W/O SHIELD&LED  
JG-W/O LOGO FR52 STAMPED PIN

PLATING: 1-3u" 4-30u"  
2-6u" 5-50u"  
3-15u"

DETACHED LISTS	MM (INCH)		DFTO PETERS	DATE 03/30/05	FULL RISE ELECTRONIC CO., LTD	
	TOLERANCES EXCEPT AS NOTED		CHKD JAKE	DATE 2005/3/31		
	MM	±	MFO	DATE	TITLE LED JACK UTP W/O LED	
	.0 ± 0.20	±	APPV LUSHENG	DATE 2005/3/31		
.00 ± 0.15	±	MATERIAL :		DRAWING NO. GE5J3A16-LA		
.000 ± 0.075	±	ANGLES ±		/PART NO. SEE NOTE		
THIRD ANGLE PROJECTION		FINISH :		DO NOT SCALE DRAWING		
		SCALE : 4:1		SHEET 1 OF 1		