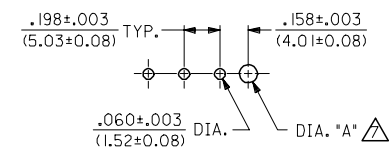
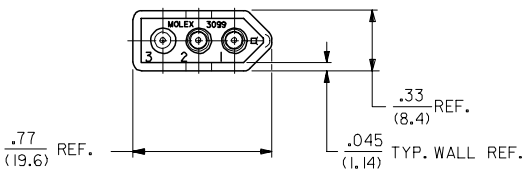
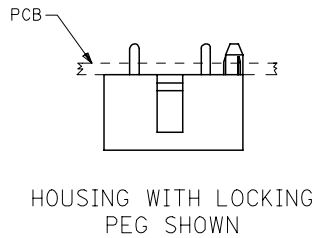
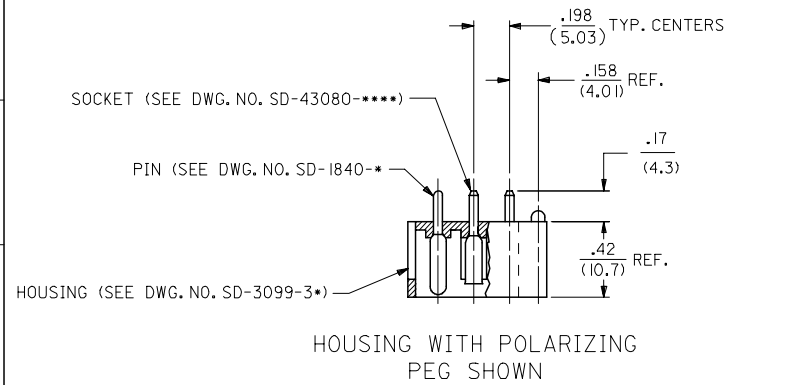


	13	12	11	10	9	8	7	6	5	4	3	2	1		
J	PART NO..	ENG. NUMBER	TERMINAL LOCATION (SEE CHART)	MAT'L	PEG TYPE	PLATING (SEE CHART)	DIA. "A"		TERMINAL LOCATION CHART (M=MALE, F=FEMALE, B=BLANK)			PLATING			
	10-18-1031	A-3099-P3	A	V-0	POLARIZING	B	$.100 \pm .005$ (2.54 ± 0.13)		TERMINAL LOCATION CHART		PLATING				
	10-18-1032	A-3099-P3I	B		POLARIZING				TERMINAL LOCATION CODE	CIRCUIT NO.		A	UNPLATED		
	10-18-1033	A-3099-P3A	C		POLARIZING					I	2	3	PINS ONLY: OVERALL TIN: .000200/(0.00508) MIN. OVER COPPER .000100/(0.00254) MIN.		
	10-18-1034	A-3099-P3B	D		POLARIZING				A	M	B	M			SOCKETS ONLY: OVERALL TIN: .000050/(0.00127) MIN. OVER NICKEL .000050/(0.00127) MIN.
	10-18-1035	A-3099-P3C	E		POLARIZING				B	M	M	M			
	10-18-1036	A-3099-P3D	F		POLARIZING				C	F	M	M			
	10-18-1037	A-3099-P3H	G		POLARIZING				D	M	F	M			
	10-18-1038	A-3099-P3E	H		POLARIZING				E	M	M	F			
38-00-0204	A-3099-P3I3	B		NONE		F	M	F	B						
22-19-1031	A-3099-030I	A	↓	LOCKING	↓	$.103 \pm .003 / - .002$ (2.62 ± 0.08 / - 0.05)		G	M	F	F				
								H	F	F	F				



RECOMMENDED P.C. BOARD HOLE LAYOUT

- NOTES:
- MATERIAL:
HOUSING: UNFILLED POLYESTER, 94V-0, COLOR: BLACK
PIN TERMINAL: CARTRIDGE BRASS
SOCKET TERMINAL: PHOSPHOR BRONZE
 - FINISH: SEE TABLE
 - PRODUCT SPECIFICATION: N/A
 - PACKAGING SPECIFICATION: N/A
 - MATES WITH MOLEX 1396 RECEPTACLES AND .093/(2.36) SERIES TERMINALS.
 - ASSEMBLIES TO BE MOUNTED ON SUPPORTED EDGE OF P.C. BOARD.
 - ONLY REQUIRED WHEN USING PARTS WITH OPTIONAL POLARIZING OR LOCKING PEGS.

UPDATE PLATING FC NO: UCP2006-2825 DRAWN: P. DDER 2006/06/08 CHKD: AEL/HAG 2006/06/09 APPR: FSM/TH 2006/06/12	QUALITY SYMBOLS =0 =0	GENERAL TOLERANCES (UNLESS SPECIFIED)		DIMENSION STYLE		SCALE	DESIGN UNITS	THIRD ANGLE PROJECTION	
		mm	INCH	IN/MM		2:1	INCH		
J1	DESCRIPTION	4 PLACES ± --- ± ---	DRAWN BY	DATE	CONNECTOR ASSEMBLY ENCLOSED WAFER 3 CIRCUIT				
		3 PLACES ± --- ± .010	GEP	5/25/89					
		2 PLACES ± 0.25 ± .014	CHECKED BY	DATE	MOLEX INCORPORATED				
		1 PLACE ± 0.36 ± ---	RW	5/25/89					
		ANGULAR ± 1/2°	APPROVED BY	DATE	SDA-3099-*3**				
			RAS	5/25/89					
DRAFT WHERE APPLICABLE MUST REMAIN WITHIN DIMENSIONS		MATERIAL NO.		DOCUMENT NO.		SHEET NO.			
		SEE CHART		SDA-3099-*3**		1 OF 1			
THIS DRAWING CONTAINS INFORMATION THAT IS PROPRIETARY TO MOLEX INCORPORATED AND SHOULD NOT BE USED WITHOUT WRITTEN PERMISSION									