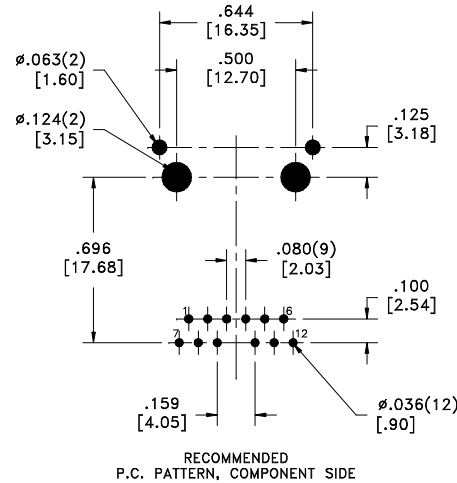
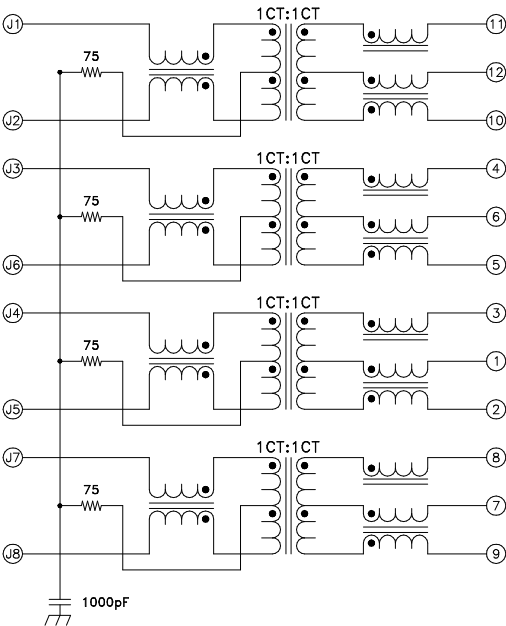
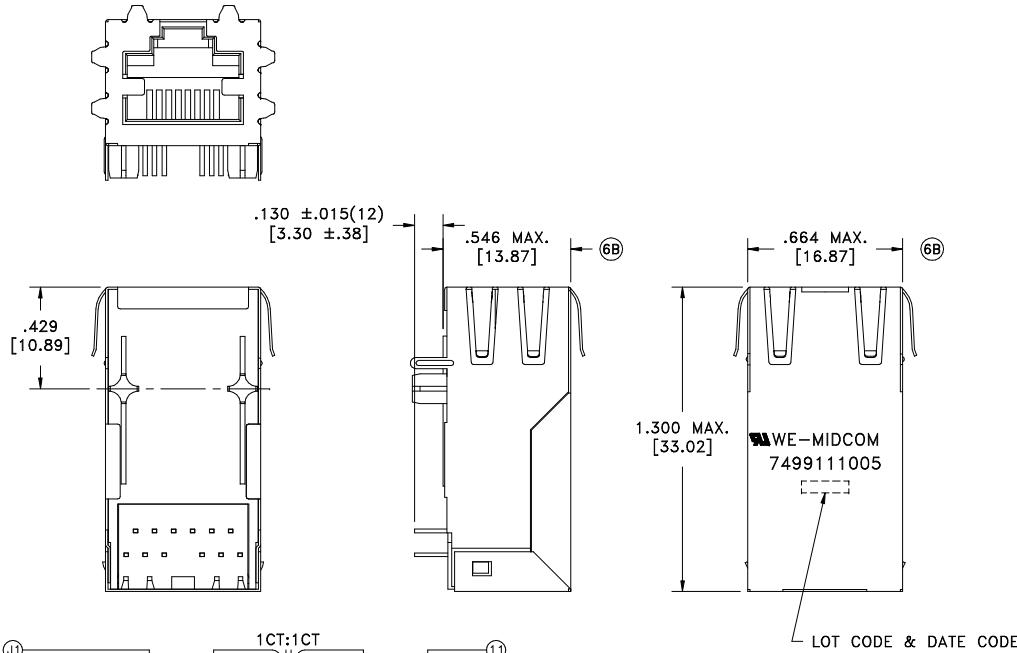


CUSTOMER TERMINAL	RoHS	LEAD(Pb)-FREE
Sn100%	Yes	Yes



ELECTRICAL SPECIFICATIONS @ 25°C unless otherwise noted:

PARAMETER	TEST CONDITIONS	VALUE
INDUCTANCE	J1-J2 100kHz, 100mVAC, 8mADC, Lp	350uH min.
INDUCTANCE	J3-J6 100kHz, 100mVAC, 8mADC, Lp	350uH min.
INDUCTANCE	J4-J5 100kHz, 100mVAC, 8mADC, Lp	350uH min.
INDUCTANCE	J7-J8 100kHz, 100mVAC, 8mADC, Lp	350uH min.
DIELECTRIC	P1-12 to J1-8 -	1500Vrms, 1 minute
TURNS RATIO	Per schematic	-
INSERTION LOSS	1M - 100MHz	-1.0dB max.
RETURN LOSS	1M - 30MHz	-18dB min.
RETURN LOSS	30M - 60MHz	-15dB min.
RETURN LOSS	60M - 80MHz	-12dB min.
RETURN LOSS	80M - 100MHz	-10dB min.
CROSSTALK	1M - 100MHz	-30dB typ.
CMRR	1M - 100MHz	-35dB min.
CMRR	100M - 500MHz	-25dB min.



GENERAL SPECIFICATIONS:
OPERATING TEMPERATURE RANGE: 0°C to +70°C.

REV.	DATE
6B	12/08
6A	9/08

AGENCY NUMBER
UL60950-1 E205930

Packaging Specifications
Method: Tray
PKG-0573
www.midcom-inc.com

Unless otherwise specified:
Tolerances: Fractions: ±1/64
Angles: ±1° Decimals: ±.010 [.25]
This drawing is dual dimensioned. Dimensions in brackets are in millimeters.

DRAWING TITLE
TRANSFORMER GIGABIT
eiSos p/n: 7499111005

Midcom
www.midcom-inc.com

DRAWING NO.
7499111005
REVISIONS: SEE SHEET 1
SCALE --- SHEET 2 OF 6