DRAWING MADE IN THIRD ANGLE PROJECTION

1426095 ⇔ 1426095

/nd/mbaum/medout

PART NUMBER	REV	FIRST USED	TERMINATOR	FEED TYPE	DESCRIPTION
1426095-1	D	–	LEADMAKER	MECH POST FEED	CUTS CARRIER
1426095-2	D	–	BENCH	MECH PRE FEED	CUTS CARRIER
1426095-6	D	–	LEADMAKER	MECH POST FEED	CONTINUOUS CARRIER
7-1426095-1	D	–	LEADMAKER	MECH POST FEED	-1 AND SPARE PARTS
7-1426095-2	D	–	BENCH	MECH PRE FEED	-2 AND SPARE PARTS
7-1426095-6	D	–	LEADMAKER	MECH POST FEED	-6 AND SPARE PARTS
7-1426095-7	A	–	–	–	SPARE PARTS KIT

CRIMP DATA AMP TERMINAL AMP CRIMP SPECS

TERMINAL NAME: AMP MODU MOD. IV

CRIMP	SIZE	TYPE	RANGE
WIRE	0.84 [.033 IN]	F	32-28 AWG
INSUL	1.27 [.050 IN]	O	0.50-1.00 [.020-.040 IN]

WIRE STRIP LENGTH 2.77-3.58 [.109-.141 IN]

APPL INSTRUCTION 408-8322

TERMINAL – –
APPL SPEC 114-25003 –

FEED 5.38 [.212 IN]

TERMINALS APPLIED

167020	–	–	–	–
167021	–	–	–	–
167022	–	–	–	–
167050	–	–	–	–
167051	–	–	–	–
–	–	–	–	–
–	–	–	–	–
–	–	–	–	–

WIRE SIZE mm² AWG	CRIMP HEIGHT	PIN PN & LENGTH [IN]
28 AWG	0.56 ±0.05 [.022 ±.002 IN]	7-354779-8 [.3380]
30 or 32 AWG	0.51 ±0.05 [.020 ±.002 IN]	8-354779-2 [.3400]
–	–	–
–	–	–
–	–	–
–	–	–
–	–	–
–	–	–
–	–	–
–	–	–
–	–	–
–	–	–
–	–	–
–	–	–
–	–	–

1. RECOMMENDED SPARE PARTS.
2. GREASE RAM, CAM, CAM FOLLOWER AND FEED ROD LIGHTLY.
3. LUBRICATE DAILY PER THE APPLICATOR INSTRUCTION SHEET SUPPLIED WITH THE APPLICATOR.

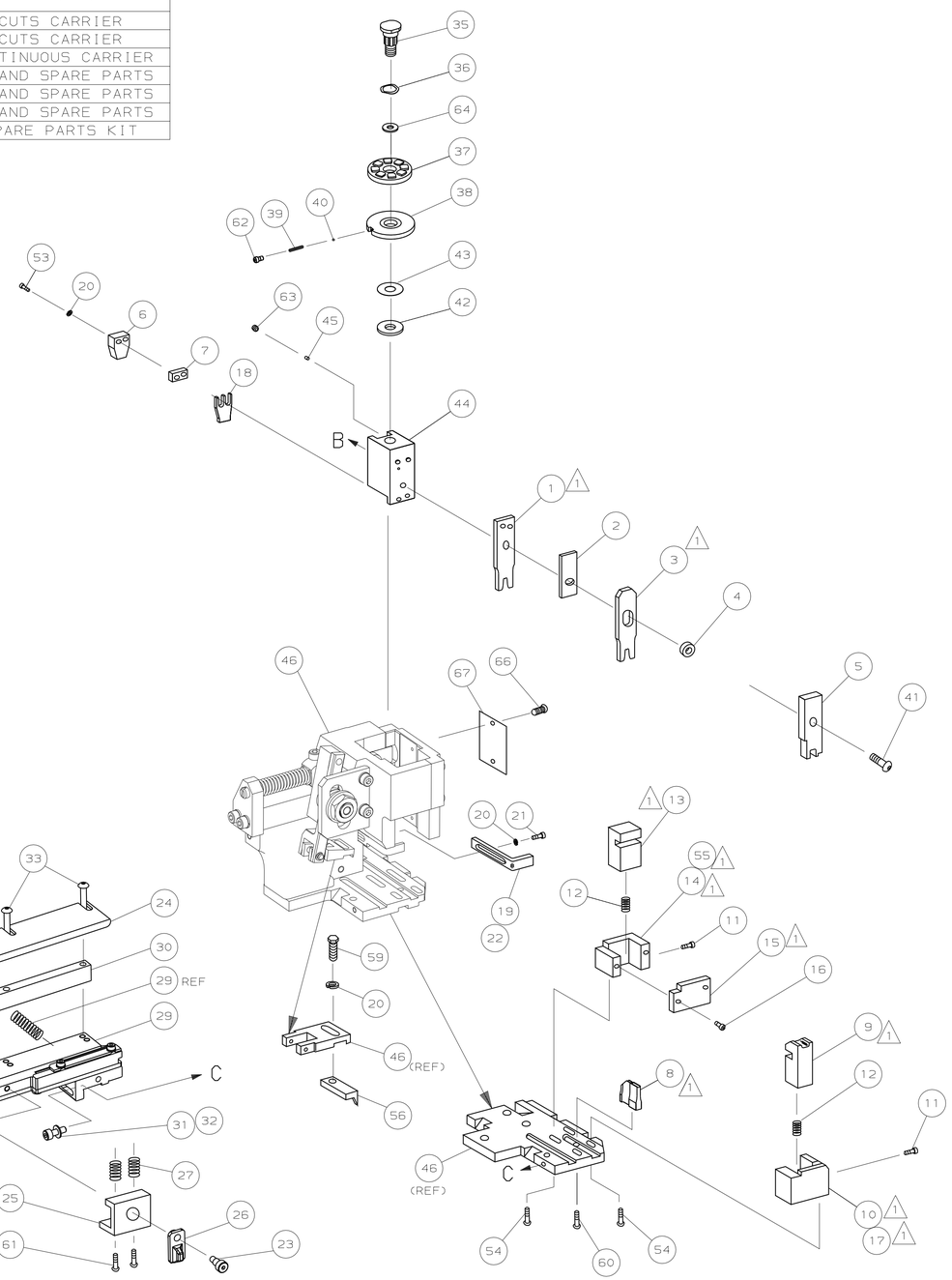

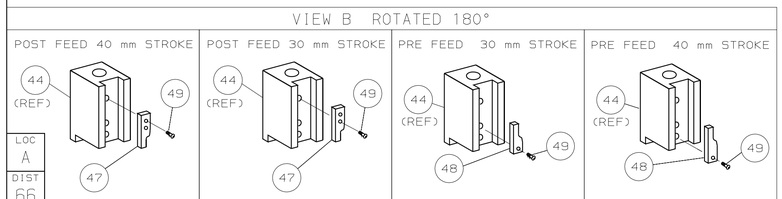

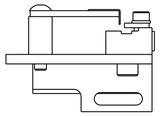

GUIDE OFF INSULATION BARREL

									73
–	1	1	1	1	1	1	1426095	PRINT, APPLICATOR LOG SHEET	72
–	1	1	1	1	1	1	1338705-1	DOCUMENTATION PACKAGE	71
									70
									69
									68
–	1	1	1	1	1	1	461264-1	PLATE, IDENTIFICATION	67
–	2	2	2	2	2	2	21017-2	SCR,DRIVE(#2x.19)ID PLATE	66
									65
–	1	1	1	1	1	1	986950-1	WASHER, FLAT PRECISION	64
–	1	1	1	1	1	1	3-18031-0	SCR,SKT SET(M6X6)RAM	63
–	1	1	1	1	1	1	18023-9	SCR,SHC(M4X6)INS DISC	62
–	2	2	2	2	2	2	2-18032-5	SCR,SET(M5X20)DRAG	61
–	1	1	1	1	1	1	18024-7	SCR,BHC(M4X10)ANVIL	60
–	1	1	1	1	1	1	5-18022-2	SCR,HEX(M4X8)FEED FINGER	59
									58
									57
–	1	1	1	1	1	1	1338685-1	PAWL, FEED	56
1 –	1	–	–	1	–	–	1338723-1	HOLDER,SHEAR, REAR (NO CUT)	55
–	4	4	4	4	4	4	18024-8	SCR,BHC(M4x12)SHEAR HOLDER	54
–	2	2	2	2	2	2	1-18023-3	SCR,SHC(M4x16)TERM HLD DWN	53
									52
									51
									50
–	1	1	1	1	1	1	18024-3	SCR,BHC(M3X10)CAM	49
–	–	1	–	–	1	–	1338675-1	CAM, PRE FEED 30 & 40 mm ST	48
–	1	–	1	1	–	1	1338676-1	CAM, POST FEED 30 & 40 mm ST	47
–	1	1	1	1	1	1	1320999-3	APPLICATOR BASIC SUBASSY	46
–	1	1	1	1	1	1	690191-1	PLUG, NYLON	45
–	1	1	1	1	1	1	1338660-1	RAM	44
–	1	1	1	1	1	1	690125-1	WASHER, LAMINATED	43
–	1	1	1	1	1	1	690124-1	WASHER, RAM	42
–	1	1	1	1	1	1	2-18024-6	SCR,BHC(M8X25)RAM	41
–	1	1	1	1	1	1	23241-1	BALL, STEEL	40
–	1	1	1	1	1	1	2-22278-7	SPRING, COMPRESSION	39
–	1	1	1	1	1	1	1320922-1	DISC, INSULATION	38
–	1	1	1	1	1	1	354777-1	WIRE DISC, PLASTIC	37
–	1	1	1	1	1	1	22480-5	WASHER, SPRING	36
–	1	1	1	1	1	1	690212-1	POST, RAM	35
									34
–	2	2	2	2	2	2	1-18024-0	SCR,BHC(M4X20)STRIP GUIDE	33
–	1	1	1	1	1	1	18027-2	WASHER, FLAT(M4)	32
–	1	1	1	1	1	1	1-18023-2	SCR,SKT CAP(M4X12)MOUNT BLOCK	31
–	1	1	1	1	1	1	1320908-9	SPACER, STRIP GUIDE	30
–	1	1	1	1	1	1	1633073-1	STRIP GUIDE PLATE ASSY	29
									28
–	2	2	2	2	2	2	1-22284-0	SPRING, DRAG	27
–	1	1	1	1	1	1	356835-1	LEVER, DRAG RELEASE	26
–	1	1	1	1	1	1	240792-1	DRAG, TERMINAL	25
–	1	1	1	1	1	1	1320928-1	PLATE, STRIP GUIDE	24
–	1	1	1	1	1	1	980371-4	SCR,SHC SHLD	23
–	1	–	1	1	–	1	690472-2	STRIPPER	22
–	1	1	1	1	1	1	1-18023-1	SCR,SHC(M4X10)STRIPPER	21
–	4	4	4	4	4	4	18025-2	WASHER,LOCK(M4)STRIPPER	20
–	–	1	–	–	1	–	690472-1	STRIPPER	19
–	1	1	1	1	1	1	690518-1	HOLDER, TERMINAL	18
1 –	1	–	–	1	–	–	1338684-1	HOLDER, SHEAR, FRONT (NO-CUT)	17
–	2	2	2	2	2	2	18023-2	SCR,SHC(M3X6)REAR SHEAR PL	16
1 –	1	1	1	1	1	1	1-690464-0	PLATE, SHEAR (REAR)	15
1 –	–	1	1	–	1	1	1320920-1	HOLDER, SHEAR, REAR (CUT)	14
1 –	1	1	1	1	1	1	1-690463-1	SHEAR, FLOAT (REAR)	13
–	2	2	2	2	2	2	3-22280-3	SPRING, SHEAR	12
–	2	2	2	2	2	2	356885-4	STOP, SHEAR	11
1 –	–	1	1	–	1	1	1320921-1	HOLDER, SHEAR, FRONT (CUT)	10
1 –	1	1	1	1	1	1	462006-1	SHEAR, FLOAT (FRONT)	9
1 1	2	2	2	1	1	1	1333200-7	ANVIL	8
–	1	1	1	1	1	1	3-240641-0	SPACER, DEPRESSOR (REAR)	7
–	1	1	1	1	1	1	690468-2	DEPRESSOR, SHEAR (REAR)	6
–	1	1	1	1	1	1	2-455889-9	DEPRESSOR, SHEAR (FRONT)	5
–	1	1	1	1	1	1	238011-7	SPACER, BLOCK CRIMPER	4
1 1	2	2	2	1	1	1	5-683454-4	CRIMPER, INSULATION	3
–	1	1	1	1	1	1	455888-4	SPACER, CRIMPER	2
1 1	2	2	2	1	1	1	456400-9	CRIMPER, WIRE	1
	-77	-76	-72	-71	-6	-2	-1	PART NO	DESCRIPTION	ITEM NO
	QTY REQD PER ASSY						← REVISION OF EACH ASSY NO (WHEN BLANK, USE DWG REVISION)	PARTS LIST	

D	ECR-06-029509	TM	DEC06		
C	0150-0755-03	CMR	JUL03		
B	0150-0079-03	RK	JAN03		
A	SEE ECN 015A-0512-00	MC	NOV00		
P F	LTR	REVISION RECORD	APP	DATE	

DIMENSIONS: mm [INCHES]
DO NOT SCALE PRINT.
TOLERANCES UNLESS OTHERWISE SPECIFIED:
1 PLC DEC ±0.5 [.02 IN]
2 PLC DEC ±-
3 PLC DEC ±-
ANGLES ± -
SURF TEXTURE: √
REMOVE BURRS, BREAK SHARP EDGES R0.38 MAX

MATL – – HT TR – – FIN – –

DR 120CT00 M.CLIFFORD APP 120CT00 F.BACKHURST
CHK 08-11-00 L.LOFTHOUSE REL 08-11-00 M.CLIFFORD

AMP Incorporated Harrisburg, PA 17105-3608

NAME SIDE FEED HD-I APPLICATOR MACHINE REF HD-I APPL

SCALE – D DWG NO 1426095 SHEET 1 OF 1 REV D

CAGE CODE 00779 CUSTOMER AND ASSEMBLY DRAWING RESTRICTED TO –

THIS DRAWING IS A CONTROLLED DOCUMENT.
THIS DRAWING IS UNPUBLISHED. © COPYRIGHT 2000 BY AMP INCORPORATED. ALL RIGHTS RESERVED. RELEASED FOR PUBLICATION ,2000 .

LAYOUT L1426095 SET UP GAGE 458637-3

AMP 1756 REV 3-92 19-DEC-06 13:24:53 b8420