

# .250" SNAP-IN PANEL LIGHT

## T-1 Flush Mount Lens

- Mounting Diameter .249"(6.32) to .252"(6.40) - For Panels .031"(.79) to .125" (3.18) Thick - For Detailed LED Data, See Discrete Section, MODEL 125

### TO ORDER, FOLLOW THE EXAMPLE:

Select one **BOLD** component from each numbered category in the tables below.

1	Model	Wire	2	LED	3	Voltage	4	Lens Color
	PR44	W		-BCG		12H		-CG

→Part Number **PR44W-BCG12H-CG**

1	Model	Wires	Description
	P44 PR44	W (optional)	Voltage = 2 (External Resistor Required) Voltages 5H - 28H

MEDIUM INTENSITY - TINTED ENCAPSULATION						
2	LED	Color	$\lambda_{pk}$ (nm)	$I_v^{[1]}$ (mcd)	Viewing Angle	V/C Table <sup>[3]</sup>
	-BCR	RED	635	60	45	I
	-BCA	AMB	583	30	45	I
	-BCG	GRN	565	44	45	I

HIGH INTENSITY - WATERCLEAR ENCAPSULATION					
LED	Color	$\lambda_{pk}$ (nm)	$I_v^{[1]}$ (mcd)	Viewing Angle	V/C Table <sup>[3]</sup>
-NWR	RED	660	2180	35	I
-NWA	AMB	592	2180	35	I
-NWG	GRN	520	2000	45	II
-NWB	BLU	465	600	45	II
-NWW <sup>[4]</sup>	CWHT		2070	60	II

Voltage/Current	
Design Vf/If	Max Vf/If
V/C Table I	
5V/22mA	5.5V/28mA
12V/20mA	14V/25mA
15V/24mA	16.5V/28mA
24V/17mA	26V/20mA
28V/16.5mA	30V/18mA

Voltage/Current	
Design Vf/If	Max Vf/If
V/C Table II	
5V/15mA	5.5V/23mA
12V/15mA	14V/20mA
15V/15mA	16.5V/18mA
24V/15mA	26V/18mA
28V/15mA	30V/17mA

3	Voltage <sup>[2]</sup>
	2
	5H
	12H
	15H
	24H
	28H

4	Lens Color <sup>[4]</sup>
	-CR Red
	-CA Amber
	-CY Yellow
	-CG Green
	-CB Blue
	-CW Water Clear
	-S Smoke

[1]  $I_v$  = typical luminous intensity @  $I_f = 20mA$  ( $T_a = 25^\circ C$ ).

[2]  $T_a = 25^\circ C$ . Voltages 5H - 28H are DC. For AC operation, insert D after voltage. D indicates built-in rectifier, not required for 5H (e.g. 24HD).

[3] See voltage/current table for design specifications.


[4] Colored lenses must match LED colors (e.g. PR44-BCR5H-CR). Water Clear and Smoke lenses may be specified with any LED color. For White, select -CW Lens only.

### Standard Wire Leads:

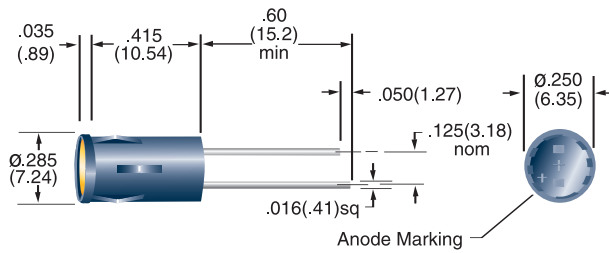
6.0" total length(nominal)/.50" stripped (nominal), red anode/black cathode, 24 AWG TPB UL1061 insulation. Contact factory for other lengths, gauges and colors.

### All dimensions are in inches (mm)

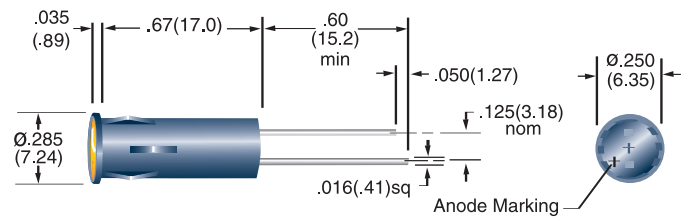
Tolerances: .xx"(.x)  $\pm 0.025$ ".(63) / .xxx"(.xx) $\pm 0.010$ ".(25)  
Specifications are subject to change without notice.



### P44



### PR44



#### Standard Wire Leads:

6.0" total length(nominal)/.50" stripped (nominal), red anode/black cathode, 24 AWG TPB UL1061 insulation. Contact factory for other lengths, gauges and colors.

#### All dimensions are in inches (mm)

Tolerances: .xx"(x)  $\pm .025$ "(.63) / .xxx"(xx) $\pm .010$ "(.25)  
Specifications are subject to change without notice.