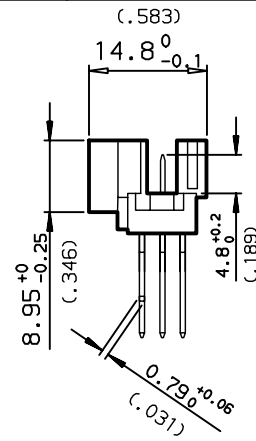
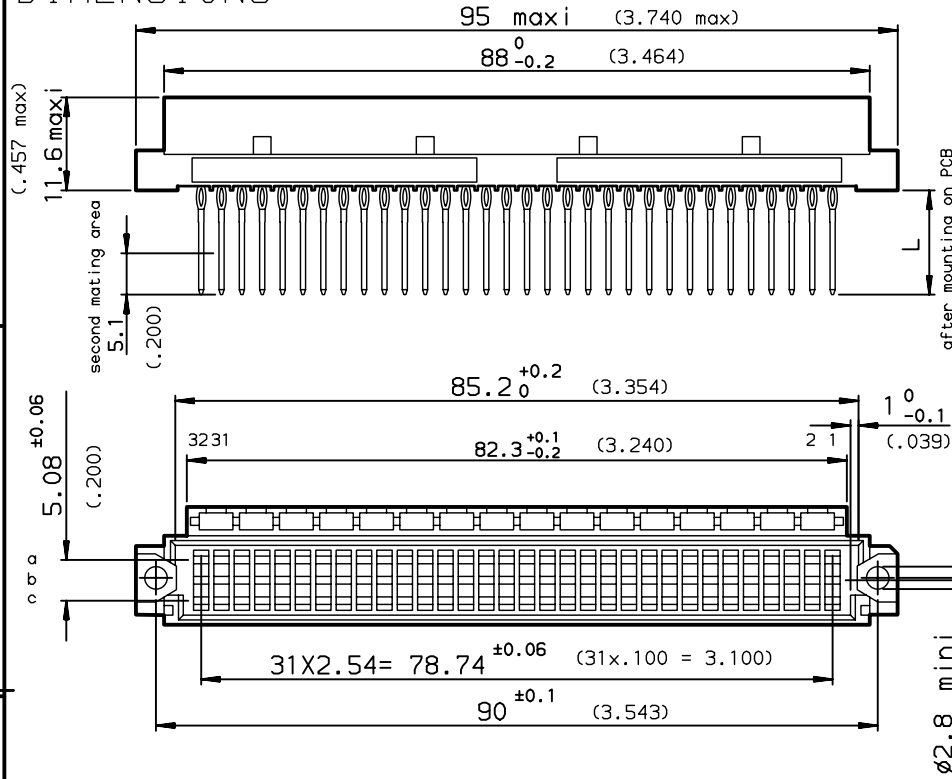
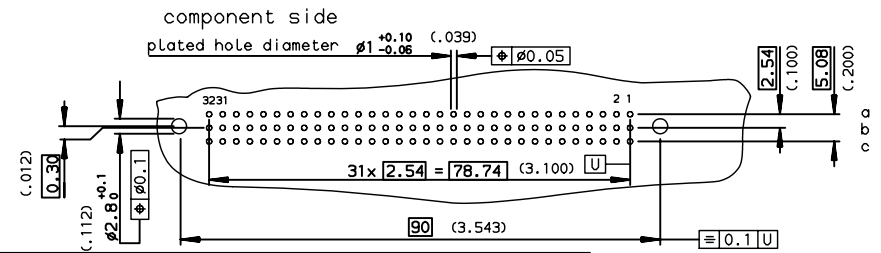


DIMENSIONS mm (inches)



PCB DRILLING



GENERAL CHARACTERISTICS AND ROHS INFORMATIONS:

SEE DRAWING C-8609-0000C

European Views

www.fciconnect.com		surface ISO 1302 ✓	tolerance std ISO 406 ISO 1101	projection mm
TOLERANCES UNLESS OTHERWISE SPECIFIED				
Dr	ROUILLARD	1996/09/04	0.X ±0.1	size A3
Eng	TARON	1996/09/04	0.XX ±0.1	Scale 1.5
Chr	LEGARE	1996/09/04	0.XX' ±2'	ECN LS06-0095
Appr	LEGARE	1996/09/04	0.XXX ±0.1	Spec ref -
Product family			DIN 8609	
title STRAIGHT MALE - STYLE R		dwg no C-8609-0522		Rev. F
catalog no		CUSTOMER sheet 1 of 1		

PART NUMBER	8609	08	7	5
PIN OUT				
rows a-b-c	3	96		
rows a-c	4	64		
NUMBER OF CONTACTS				
TERMINATION				
L = 13.25 ±0.25 (.521)		near plug up		96
L = 17.25 ±0.25 (.679)		near plug up + 1 wrap		97
L = 20.95 ±0.25 (.825)		near plug up + 2 wraps		98
PERFORMANCE CLASS				
DIN 41612 class 3				4
DIN 41612 class 2				
DIN 41612 class 1				
TERMINATION TYPE				
TIN LEAD				000
LEAD FREE				LF

rev	ech no	dr	date
D	-	ROU	1997/11/05
E	LS05-004	JTA	2005/02/28
F	LS06-0095	LGO	2006/07/12
-	-	-	-
-	-	-	-
-	-	-	-