


AS1321

Evaluation Board Application Note



General Description

Board Description




Figure 1: Board Description - Connector



Figure 2: Board Description - Measurement Points

Connector Description

Label	Jumper	Description	Info
A	Vin	Power Supply Connectors for Vin and Ground.	+1.5V to +5.0V
B	GND		
C	SHDNN	Active-Low Logic Shutdown Input	<input type="checkbox"/> 1/ON = The AS1321 is on.
D	On / Off	SHDNN Shutdown Jumper	<input type="checkbox"/> 0/OFF = The AS1321 is off and the current into Vin is $\leq 1\mu\text{A}$ (typ).
E	Vout	Power Output Connector	Fixed Output Voltage of 5.0V
F	RN	Active-Low Reset Output Connector	

Measurement Points

Label	Jumper	Description	Info
G	RN	Active-Low Reset Output Connector	Measurement Points
H	Vout	Power Output Connector	
I	LX	External Inductor	
J	Vin	Power Supply Connectors for Vin and Ground.	
K	GND		

Operational sequence

1. If not present get the [datasheet for the AS1321](http://www.austriamicrosystems.com) from www.austriamicrosystems.com. Drive the IC on the evaluation board only with the recommended settings and values as described in the datasheet.
2. Connect a +1.5V to +5.0V power supply (Vin "A" and GND "B").
3. Perform measurements at the measurement points.

Have fun using the Demoboard. If there are questions do not hesitate to contact us. See contact information at the end of the application note.

Layout of demoboard

Board schematics and layout

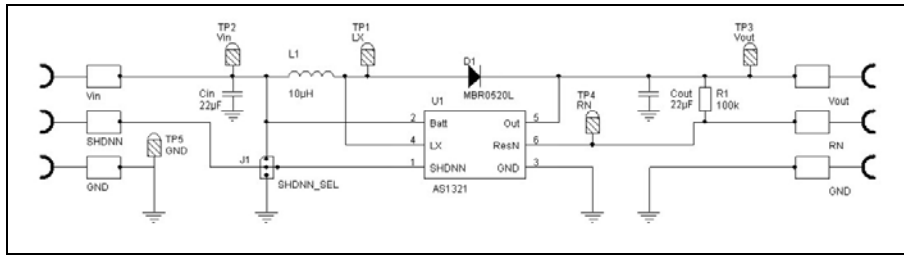


Figure 3: Schematic

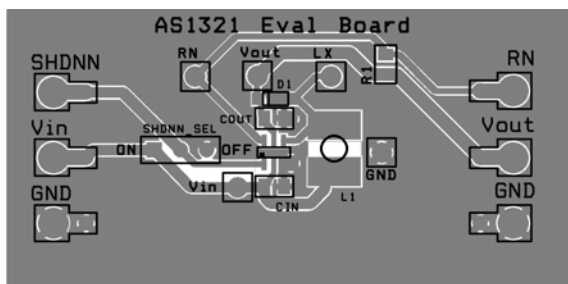


Figure 4: Top View

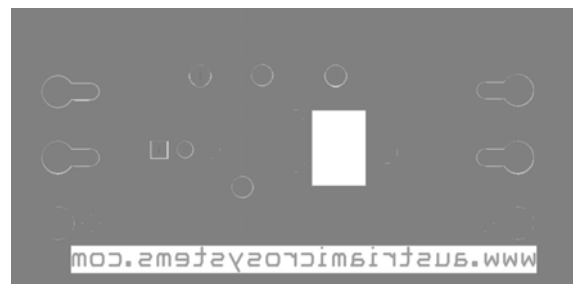


Figure 5: Bottom View

Assembly List

Label	Info	Type	Manufacturer
Cin	22µF, 6.3V, 0805, X5R	GRM21BR60J226ME39L	Murata
Cout			
L1	10µH, 0.95A, 0.092Ω	MOS6020-103MLB	Coilcraft

Copyright

Copyright © 1997-2008, austriamicrosystems AG, Schloss Premstaetten, 8141 Unterpremstaetten, Austria-Europe. Trademarks Registered ®. All rights reserved. The material herein may not be reproduced, adapted, merged, translated, stored, or used without the prior written consent of the copyright owner.

All products and companies mentioned are trademarks or registered trademarks of their respective companies.

Disclaimer

Devices sold by austriamicrosystems AG are covered by the warranty and patent indemnification provisions appearing in its Term of Sale. austriamicrosystems AG makes no warranty, express, statutory, implied, or by description regarding the information set forth herein or regarding the freedom of the described devices from patent infringement. Austriamicrosystems AG reserves the right to change specifications and prices at any time and without notice. Therefore, prior to designing this product into a system, it is necessary to check with austriamicrosystems AG for current information.

This product is intended for use in normal commercial applications. Applications requiring extended temperature range, unusual environmental requirements, or high reliability applications, such as military, medical life-support or life sustaining equipment are specifically not recommended without additional processing by austriamicrosystems AG for each application. For shipments of less than 100 parts the manufacturing flow might show deviations from the standard production flow, such as test flow or test location.

The information furnished here by austriamicrosystems AG is believed to be correct and accurate. However, austriamicrosystems AG shall not be liable to recipient or any third party for any damages, including but not limited to personal injury, property damage, loss of profits, loss of use, interruption of business or indirect, special, incidental or consequential damages, of any kind, in connection with or arising out of the furnishing, performance or use of the technical data herein. No obligation or liability to recipient or any third party shall arise or flow out of austriamicrosystems AG rendering of technical or other services.



Contact Information

Headquarters

austriamicrosystems AG
A-8141 Schloss Premstätten, Austria
T. +43 (0) 3136 500 0
F. +43 (0) 3136 5692

For Sales Offices, Distributors and Representatives, please visit:
<http://www.austriamicrosystems.com/contact-us>