

4

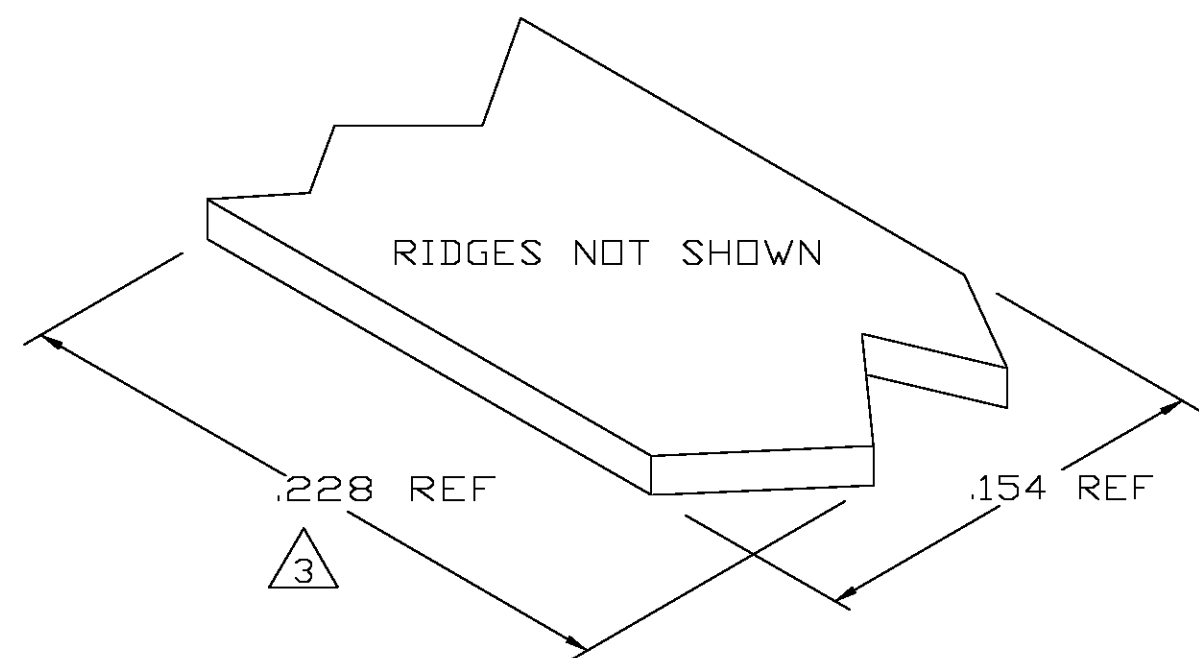
3

2

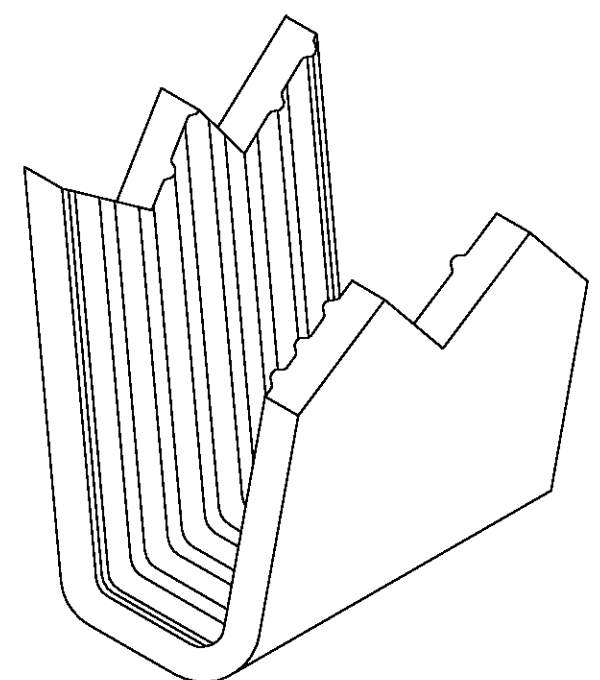
1

THIS DRAWING IS UNPUBLISHED. RELEASED FOR PUBLICATION  
 © COPYRIGHT BY TYCO ELECTRONICS CORPORATION. ALL RIGHTS RESERVED.

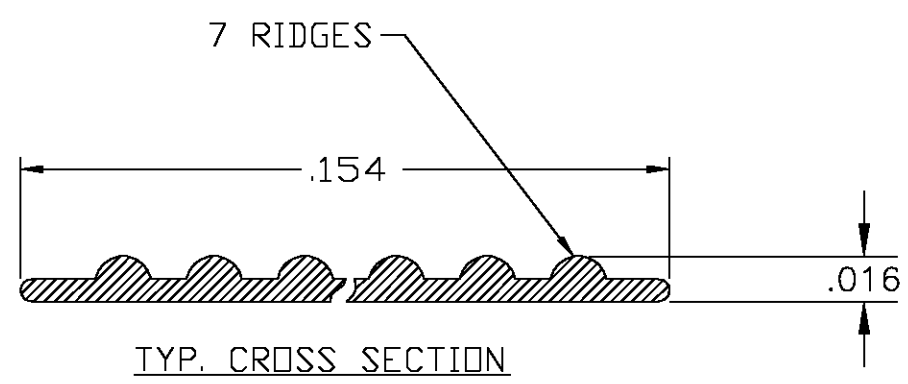
LOC	DIST	REVISIONS			
P	LTR	DESCRIPTION	DATE	DWN	APVD
AF	50	0	TRANSFERED TO TYCO FORMAT	09JAN03	MF EH



- 1 CRIMPBAND MATERIAL PROVIDED IN CONTINUOUS STRIP.
  - 2 REFERENCE DESCRIPTIVE PART NUMBER P032/036D16TB.
- 3 BLANK LENGTH DETERMINED BY 032/036 TOOLSET.



PARTIAL FORMED VIEW (REF)  
FORMED BY APPLICATION TOOLING



1601798-1  
PART NUMBER

THIS DRAWING IS A CONTROLLED DOCUMENT.		DWN 09JAN2003 MICHAEL S. FEHER	<b>tyco</b> Tyco Electronics Corporation	
		CHK 09JAN2003 EDWARD HOWARD	Harrisburg, PA 17105-3608	
		APVD 09JAN2003 EDWARD HOWARD	NAME	
DIMENSIONS: INCHES		PRODUCT SPEC	CRIMPBAND, RTM	
TOLERANCES UNLESS OTHERWISE SPECIFIED:		APPLICATION SPEC	RESTRICTED TO	
0 PLC ± -		WEIGHT -	SIZE A3	CAGE CODE 00779
1 PLC ± -		DRAWING NO. 1601798		REV 0
2 PLC ± -		CUSTOMER DRAWING		
3 PLC ± .005		SCALE 1:1		
4 PLC ± -		SHEET 1 OF 1		
ANGLES ± -				
MATERIAL UNS C26000 BRASS	FINISH TIN			