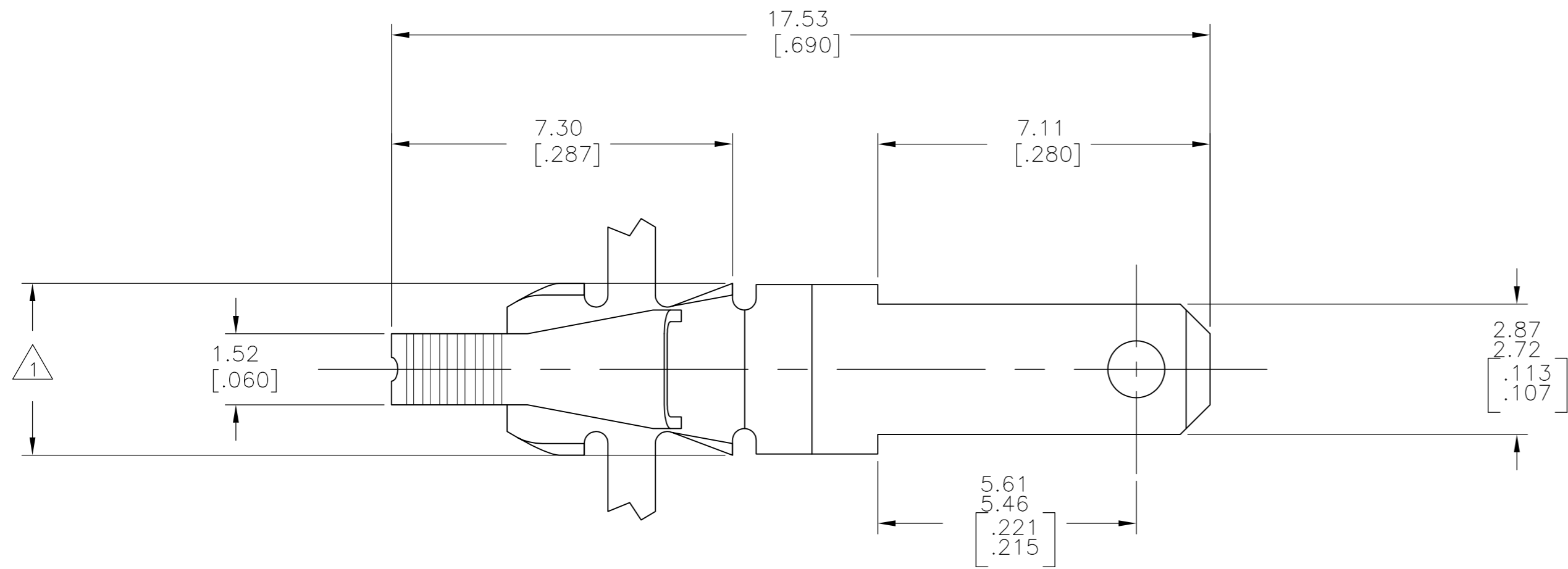
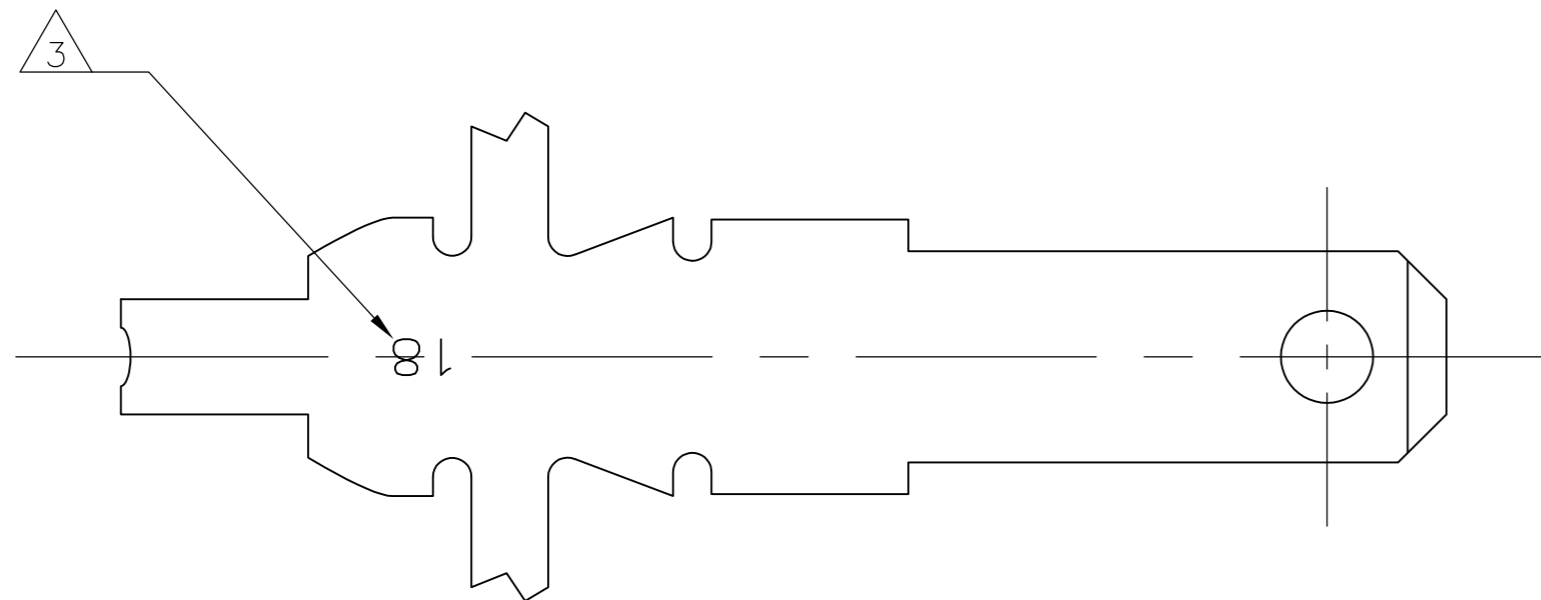
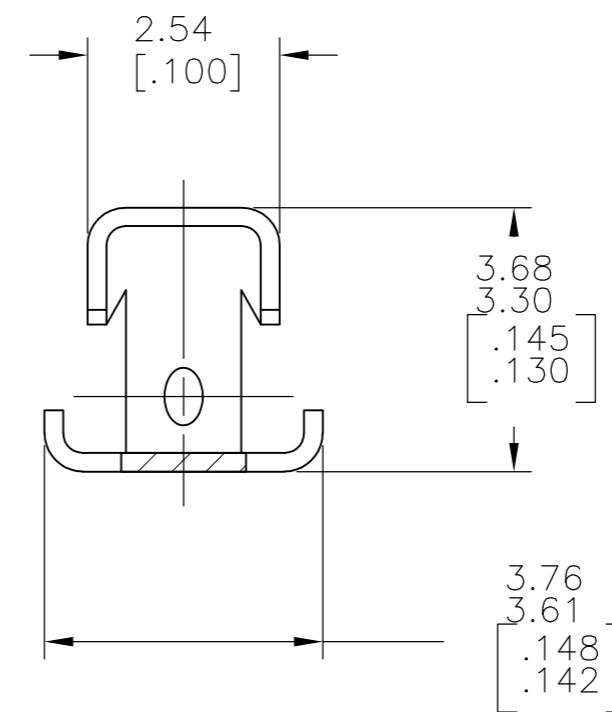
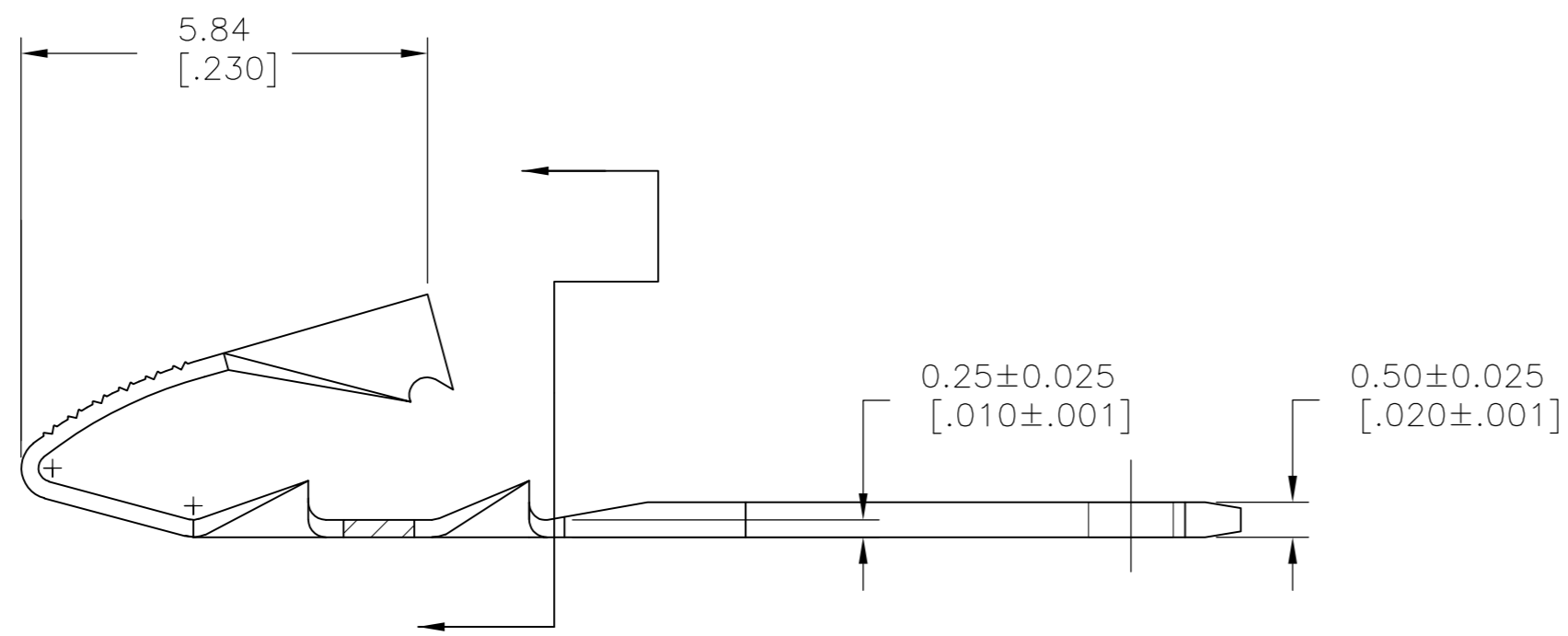


THIS DRAWING IS UNPUBLISHED. RELEASED FOR PUBLICATION  
 © COPYRIGHT - By - ALL RIGHTS RESERVED.

LOC	DIST	REVISIONS					
		P	LTR	DESCRIPTION	DATE	DWN	APVD
AF	14						
		M1		REVISED PER ECR-12-008502	10MAY12	KH	KR



- 1 3.78±0.13[.149±.005] APPLICATOR CUT OFF.
- 2 CONTINUOUS STRIP ON REELS WITH TERMINALS LOCATED ON 6.10[.240] CENTERS.
- 3 IDENTIFICATION NUMBER 18 FOR MAGNET WIRE RANGE.



H04 PRE-MILLED PHOS BRONZE	0.10-0.25[#38-#30] AWG	63161-2
H02 PRE-MILLED BRASS	0.10-0.25[#38-#30] AWG	63161-1
MATERIAL	MAGNET WIRE RANGE	PART NUMBER

THIS DRAWING IS A CONTROLLED DOCUMENT.		DWN M.S. FEHER 2/3/92					
DIMENSIONS: mm [INCHES]		CHK P.M. FORTNEY 2/3/92					
TOLERANCES UNLESS OTHERWISE SPECIFIED: MAGNET		APVD N.E. NEFF 2/4/92					
0 PLC ± - 1 PLC ± - 2 PLC ± 0.25[.010] 3 PLC ± - 4 PLC ± - ANGLES ± 1°		NAME TAB, 2.79 [.110] FASTON™ MINI MAG-MATE™					
MATERIAL SEE TABLE		FINISH 0.002032[.000080] MIN TIN	PRODUCT SPEC 108-2016 APPLICATION SPEC 114-2047	SIZE A2	CAGE CODE 00779	DRAWING NO C=63161	RESTRICTED TO -
CUSTOMER DRAWING			SCALE 10:1	SHEET 1 of 1	REV M1		