

Printed-circuit board connector - MC 1,5/10-G-3,5 P14 THR - 1789106

Please be informed that the data shown in this PDF Document is generated from our Online Catalog. Please find the complete data in the user's documentation. Our General Terms of Use for Downloads are valid (<http://phoenixcontact.com/download>)

Header, Nominal current: 8 A, Rated voltage (III/2): 160 V, Number of positions: 10, Pitch: 3.5 mm, Color: black, Contact surface: Tin, Mounting: THR soldering



Key Commercial Data

Packing unit	1 pc
Custom tariff number	85366990
Country of origin	Germany

Technical data

Dimensions

Length	9.2 mm
Pitch	3.50 mm
Dimension a	31.5 mm
Width	36.4 mm
Constructional height	6.9 mm
Height	8.3 mm
Length of the solder pin	1.4 mm
Pin dimensions	0,8 x 0,8 mm
Hole diameter	1.4 mm

General

Range of articles	MC 1,5/...-G-THR
Insulating material group	IIIa
Rated surge voltage (III/3)	2.5 kV
Rated surge voltage (III/2)	2.5 kV
Rated surge voltage (II/2)	2.5 kV

Printed-circuit board connector - MC 1,5/10-G-3,5 P14 THR - 1789106

Technical data

General

Rated voltage (III/3)	160 V
Rated voltage (III/2)	160 V
Rated voltage (II/2)	250 V
Connection in acc. with standard	EN-VDE
Nominal current I _N	8 A
Maximum load current	8 A
Insulating material	LCP
Flammability rating according to UL 94	V0
Color	black
Number of positions	10

Standards and Regulations

Connection in acc. with standard	EN-VDE
	CUL
Flammability rating according to UL 94	V0

Classifications

eCl@ss

eCl@ss 4.0	272607xx
eCl@ss 4.1	27260701
eCl@ss 5.0	27260701
eCl@ss 5.1	27260701
eCl@ss 6.0	27260704
eCl@ss 7.0	27440402
eCl@ss 8.0	27440402
eCl@ss 9.0	27440402

ETIM

ETIM 4.0	EC002637
ETIM 5.0	EC002637

UNSPSC

UNSPSC 6.01	30211810
UNSPSC 7.0901	39121409
UNSPSC 11	39121409
UNSPSC 12.01	39121409
UNSPSC 13.2	39121409

Printed-circuit board connector - MC 1,5/10-G-3,5 P14 THR - 1789106

Approvals

Approvals


Approvals

VDE Gutachten mit Fertigungsüberwachung / EAC / cULus Recognized / IECEE CB Scheme / EAC

Ex Approvals


Approvals submitted

Approval details

VDE Gutachten mit Fertigungsüberwachung 	
Nominal current I _N	8 A
Nominal voltage U _N	160 V

EAC

cULus Recognized		
	B	D
Nominal current I _N	8 A	8 A
Nominal voltage U _N	300 V	300 V

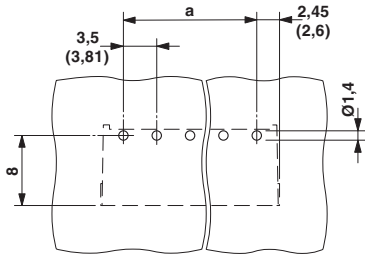
IECEE CB Scheme 	
Nominal current I _N	8 A
Nominal voltage U _N	160 V

EAC

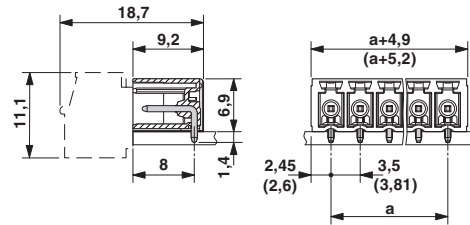
Drawings

Printed-circuit board connector - MC 1,5/10-G-3,5 P14 THR - 1789106

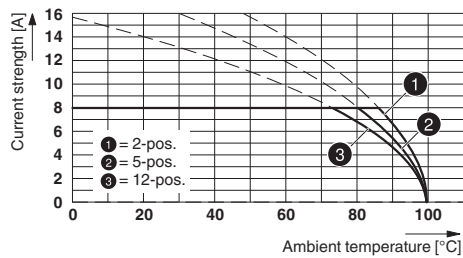
Drilling diagram



Dimensional drawing



Diagram



Type: MC 1,5/...-ST(F)-3,5 with MC 1,5/...-G(F)-3,5 P.. THR