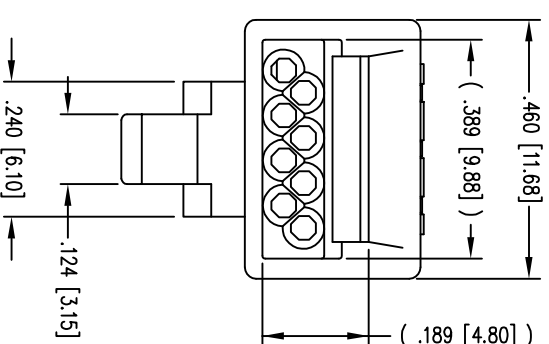
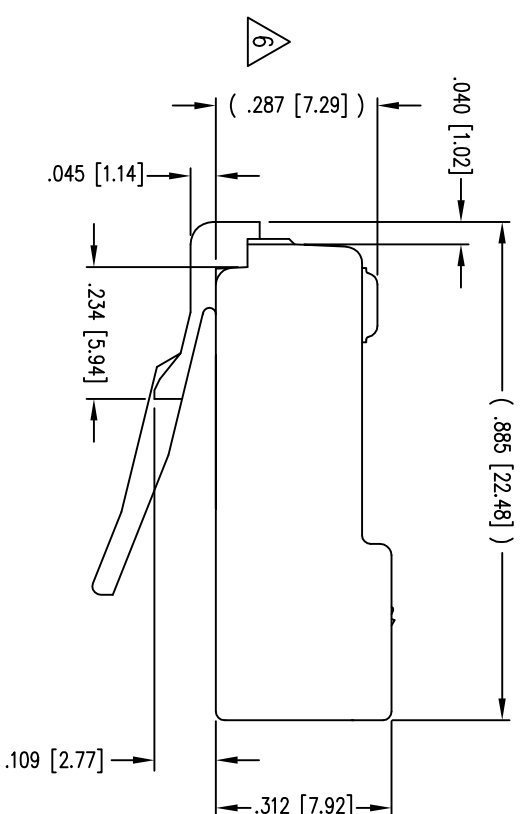
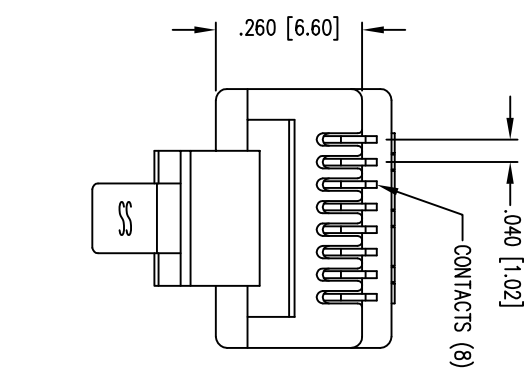
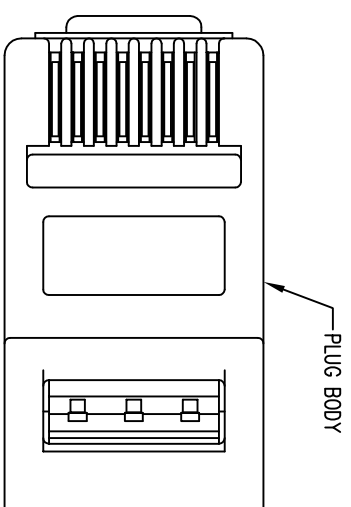
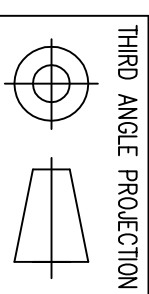

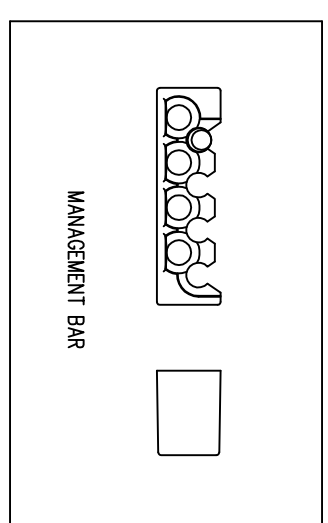


DATE	REV	EON	APP'D. BY
9-19-02	A0	5562	JAF
9-15-05	A1	7273	TRM
1-19-06	A2	7441	JM
2/7/06	A3	7486	JM
5-23-12	A4	9477	SMN



- NOTES:
- 1- PLUG KIT CONSISTS OF :
PRE-INSERTED PLUG BODY
MANAGEMENT BAR
 - 2- MATERIALS :
FRONT HOUSING PLASTIC : CLEAR POLYCARBONATE, UL 94-V0
MANAGEMENT BAR : CLEAR POLYCARBONATE, UL 94-V0
CONTACTS : PHOSPHOR BRONZE, SELECTIVE GOLD PLATING
 - 3- CONTACTS TERMINATE SOLID OR STRANDED CONDUCTORS BETWEEN .037 [0.94] TO .042 [1.07] OUTSIDE DIAMETER OF INSULATION.
 - 4- PLUG SPECIFICATION: FOR CATEGORY 5e APPLICATIONS.
 - 5- TOLERANCES COMPLY WITH F.C.C. DIMENSION REQUIREMENTS.
 - 6- TERMINATED PLUG HEIGHT: .237 [6.02] ±.005 [0.13]
 - 7- FOR PRODUCT SPECIFICATION SEE PRO26-01

50 MICRO-INCHES [1.27um]	943-SP-370808M2-A264
CONTACT PLATING IN MATING AREA	PART NUMBER



DO NOT SCALE DRAWING
DRAWING IS SUBJECT TO CHANGE WITHOUT NOTICE
DIMENSIONS: INCHES [METRIC]
UNLESS OTHERWISE SPECIFIED TOLERANCES ARE ±.005 [0.13] ANGLES ARE ± 1°

TITLE:
CAT 5 PLUG

11118 Susquehanna Trail South
Glen Rock, PA 17327-9199
(717) 235-7512 Fax: (717) 235-7954
<http://www.stewartconnector.com>

Bel Stewart Connector

THIS DRAWING AND THE SUBJECT MATTER SHOWN THEREON ARE CONFIDENTIAL, AND THE PROPRIETARY PROPERTY OF BEL STEWART CONNECTOR AND SHALL NOT BE REPRODUCED, COPIED, OR USED IN ANY MANNER WITHOUT PRIOR WRITTEN CONSENT OF BEL STEWART CONNECTOR. THIS PRODUCT MAY BE PROTECTED BY ONE OR MORE OF THE FOLLOWING US PATENTS:
5628847 6402559 6409535 6524728
7753717 8033863
OTHER PATENTS MAY BE PENDING.

DRN BY:	R.S.	DATE	7-18-95
APP'D BY:	J.W.	DATE	7-18-95
DWG NO.	CT370006	REV.	A4

A

B

A

B