

Silicon Super Fast Recovery Diode

$V_{RRM} = 50\text{ V} - 600\text{ V}$

$I_F = 400\text{ A}$

Features

- High Surge Capability
- Types up to 600 V V_{RRM}

Three Tower Package



Maximum ratings, at $T_j = 25\text{ °C}$, unless otherwise specified ("R" devices have leads reversed)

Parameter	Symbol	Conditions	MURT40040 (R)	MURT40060 (R)	Unit
Repetitive peak reverse voltage	V_{RRM}		400	600	V
RMS reverse voltage	V_{RMS}		283	424	V
DC blocking voltage	V_{DC}		400	600	V
Continuous forward current	I_F	$T_C \leq 125\text{ °C}$	400	400	A
Surge non-repetitive forward current, Half Sine Wave	$I_{F,SM}$	$T_C = 25\text{ °C}$, $t_p = 8.3\text{ ms}$	3300	3300	A
Operating temperature	T_j		-40 to 175	-40 to 175	°C
Storage temperature	T_{stg}		-40 to 175	-40 to 175	°C

Electrical characteristics, at $T_j = 25\text{ °C}$, unless otherwise specified

Parameter	Symbol	Conditions	MURT40040 (R)	MURT40060 (R)	Unit
Diode forward voltage	V_F	$I_F = 200\text{ A}$, $T_j = 25\text{ °C}$	1.35	1.7	V
Reverse current	I_R	$V_R = 50\text{ V}$, $T_j = 25\text{ °C}$	25	25	μA
		$V_R = 50\text{ V}$, $T_j = 125\text{ °C}$	3	3	mA

Recovery Time

Maximum reverse recovery time	T_{RR}	$I_F = 0.5\text{ A}$, $I_R = 1.0\text{ A}$, $I_{RR} = 0.25\text{ A}$	180	240	nS
-------------------------------	----------	---	-----	-----	----

Thermal characteristics

Thermal resistance, junction - case	R_{thJC}		0.14	0.14	°C/W
-------------------------------------	------------	--	------	------	------

Figure .1- Typical Forward Characteristics

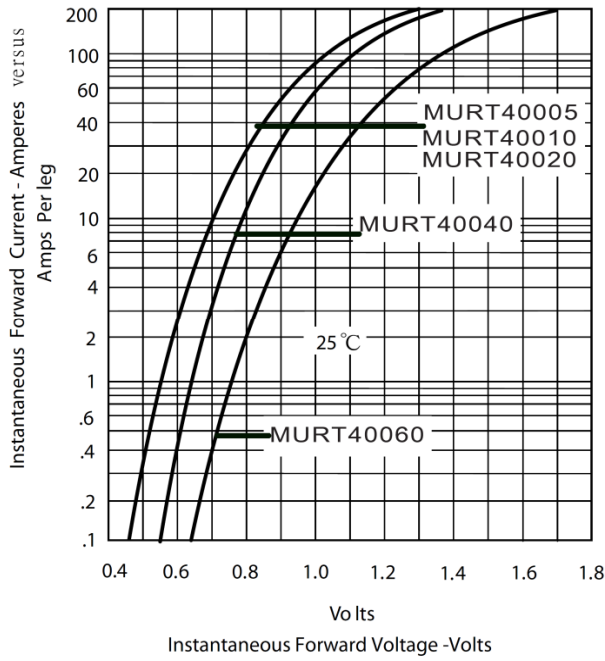


Figure .2- Forward Derating Curve

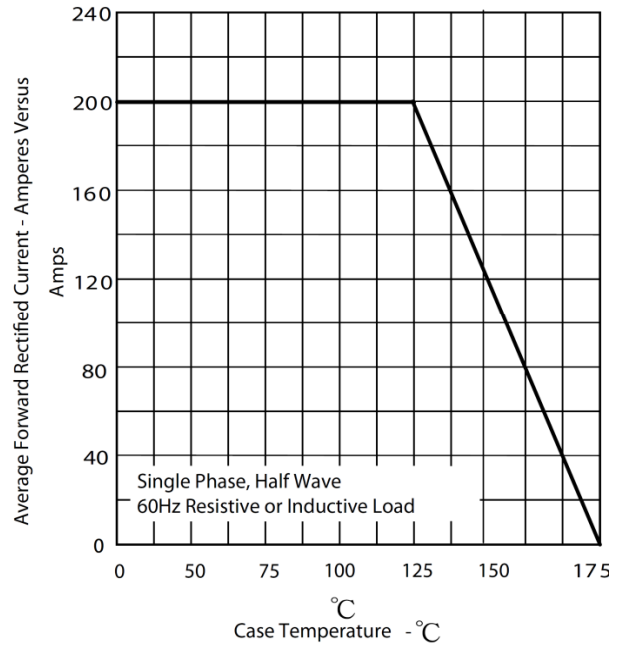


Figure.3- Peak Forward Surge Current

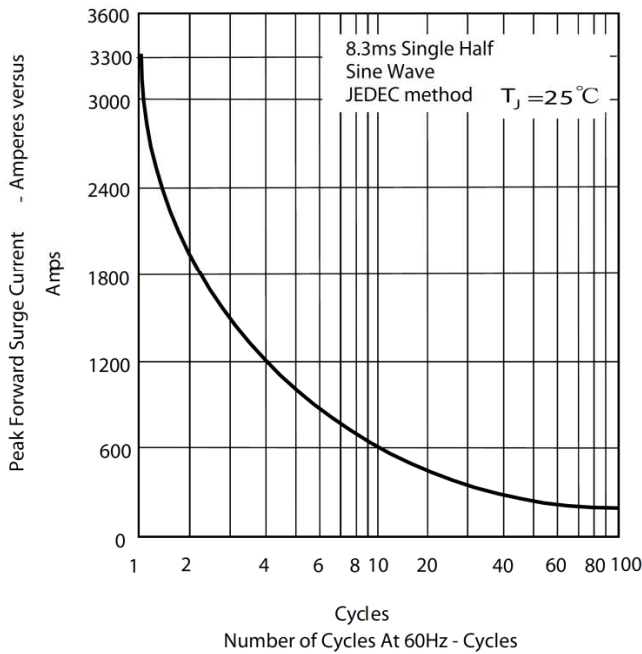


Figure.4- Typical Reverse Characteristics

