

# Surge protection device - TTC-6-2-HC-M-24DC-UT-I - 2906719

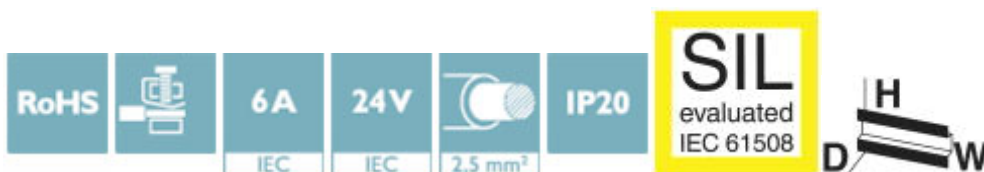
Please be informed that the data shown in this PDF Document is generated from our Online Catalog. Please find the complete data in the user's documentation. Our General Terms of Use for Downloads are valid (<http://phoenixcontact.com/download>)




Surge protection with integrated status indicator and knife disconnection for a 2-wire floating signal circuit with high nominal current.

## Why buy this product

- ✓ Space-saving installation due to the narrow overall width of 6.2 mm
- ✓ Signaling without additional auxiliary power, thanks to the mechanical status indicator
- ✓ Optional remote signaling module monitors up to 40 items, without additional wiring
- ✓ Signal circuits easily interrupted for maintenance work, thanks to vertical knife disconnection
- ✓ Safe behavior in the event of overload, thanks to the integrated disconnect device



## Key Commercial Data

Packing unit	1 STK
GTIN	 4 055626 134512
GTIN	4055626134512

## Technical data

### Dimensions

Height	105.8 mm
Width	6.2 mm +0.1 mm
Depth	83.5 mm (incl. DIN rail 7.5 mm)

### Ambient conditions

Ambient temperature (operation)	-40 °C ... 85 °C
Ambient temperature (storage/transport)	-40 °C ... 85 °C
Altitude	≤ 4000 m (amsl (above mean sea level))
Degree of protection	IP20

### General

# Surge protection device - TTC-6-2-HC-M-24DC-UT-I - 2906719

## Technical data

### General

Housing material	PBT
Flammability rating according to UL 94	V-0
Color	traffic grey A RAL 7042
Mounting type	DIN rail: TH 35 - 7.5 mm
Type	DIN rail module, one-piece
Direction of action	Line-Line & Line-Signal Ground/Shield & optional Signal Ground/Shield-Earth Ground

### Protective circuit

IEC test classification	C1
	C2
	C3
	D1
Nominal voltage $U_N$	24 V DC
Maximum continuous voltage $U_C$	30 V DC
Rated current	6 A (55 °C)
Operating effective current $I_C$ at $U_C$	$\leq 5 \mu\text{A}$
Residual current $I_{PE}$	$\leq 1 \mu\text{A}$
Nominal discharge current $I_n$ (8/20) $\mu\text{s}$ (line-line)	0.5 kA
Nominal discharge current $I_n$ (8/20) $\mu\text{s}$ (line-earth)	5 kA
Pulse discharge current $I_{imp}$ (10/350) $\mu\text{s}$ (line-earth)	0.5 kA
Total discharge current $I_{total}$ (8/20) $\mu\text{s}$	5 kA
Voltage protection level $U_p$ (line-line)	$\leq 50 \text{ V}$ (C1 - 1 kV/500 A)
	$\leq 45 \text{ V}$ (C3 - 25 A)
	$\leq 50 \text{ V}$ (C3 - 100 A)
Voltage protection level $U_p$ (line-earth)	$\leq 1.35 \text{ kV}$ (C1 - 1 kV/500 A)
	$\leq 1.45 \text{ kV}$ (C2 - 10 kV / 5 kA)
	$\leq 850 \text{ V}$ (C3 - 25 A)
	$\leq 1.1 \text{ kV}$ (C3 - 100 A)
Response time $t_A$ (line-line)	$\leq 1 \text{ ns}$
Response time $t_A$ (line-earth)	$\leq 100 \text{ ns}$
Input attenuation aE, sym.	typ. 0.3 dB ( $\leq 300 \text{ kHz} / 150 \Omega$ )
Cut-off frequency $f_g$ (3 dB), sym. in 150 Ohm system	typ. 1 MHz
Capacity (line-earth)	typ. 2.2 nF
Resistance in series	$\leq 100 \text{ m}\Omega$
Surge protection fault message	optical
Max. required back-up fuse	6.3 A (FF)
Impulse durability (line-line)	C1 - 1 kV/500 A
	C3 - 100 A
Impulse durability (line-earth)	C1 - 1 kV/500 A
	C2 - 10 kV/5 kA

# Surge protection device - TTC-6-2-HC-M-24DC-UT-I - 2906719

## Technical data

### Protective circuit

	C3 - 100 A
	D1 - 500 A
Pulse reset time (line-earth)	≤ 40 ms

### Connection data

Connection method	Screw connection
Screw thread	M3
Tightening torque	0.5 Nm ... 0.6 Nm
Stripping length	8 mm
Conductor cross section flexible	0.2 mm <sup>2</sup> ... 2.5 mm <sup>2</sup>
Conductor cross section solid	0.2 mm <sup>2</sup> ... 4 mm <sup>2</sup>
Conductor cross section AWG	24 ... 12

### Standards and Regulations

Standards/specifications	IEC 61643-21 2000 + corrigendum 2001 + A1:2008, modified + A2:2012
	EN 61643-21 2001 + A1:2009 + A2:2013

### Environmental Product Compliance

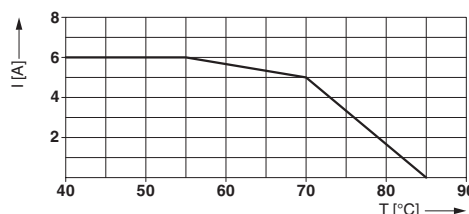
REACH SVHC	Lead 7439-92-1
------------	----------------

## Drawings

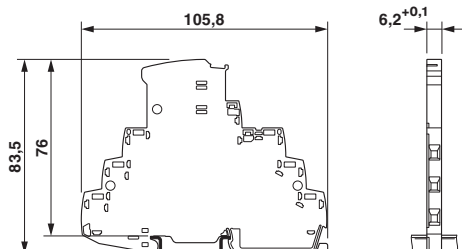
### Pictogram



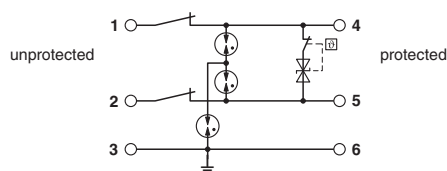
### Diagram



### Dimensional drawing



### Circuit diagram



## Approvals

Approvals

# Surge protection device - TTC-6-2-HC-M-24DC-UT-I - 2906719

## Approvals

Approvals

UL Listed / CSA / CSAus / DNV GL / cCSAus

Ex Approvals

### Approval details

UL Listed		<a href="http://database.ul.com/cgi-bin/XYV/template/LISEXT/1FRAME/index.htm">http://database.ul.com/cgi-bin/XYV/template/LISEXT/1FRAME/index.htm</a>	FILE E 138168
CSA		<a href="http://www.csagroup.org/services-industries/product-listing/">http://www.csagroup.org/services-industries/product-listing/</a>	70136717
CSAus		<a href="http://www.csagroup.org/services-industries/product-listing/">http://www.csagroup.org/services-industries/product-listing/</a>	70136717
DNV GL		<a href="http://exchange.dnv.com/tari/">http://exchange.dnv.com/tari/</a>	TAE000027G
cCSAus		<a href="http://www.csagroup.org/services-industries/product-listing/">http://www.csagroup.org/services-industries/product-listing/</a>	

Phoenix Contact 2018 © - all rights reserved  
<http://www.phoenixcontact.com>

PHOENIX CONTACT GmbH & Co. KG  
Flachsmarktstr. 8  
32825 Blomberg  
Germany  
Tel. +49 5235 300  
Fax +49 5235 3 41200  
<http://www.phoenixcontact.com>