

Printed-circuit board connector - PC 4/ 7-G-7,62 - 1804849

Please be informed that the data shown in this PDF Document is generated from our Online Catalog. Please find the complete data in the user's documentation. Our General Terms of Use for Downloads are valid (<http://phoenixcontact.com/download>)

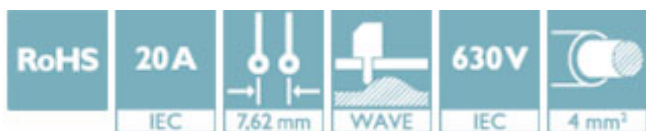


PCB headers, nominal current: 20 A, rated voltage (III/2): 630 V, number of positions: 7, pitch: 7.62 mm, color: green, contact surface: Tin, mounting: Wave soldering, Mounting flange: Accessory Order No. 1827570


The figure shows a 5-pos. version of the product

Why buy this product

- Well-known mounting principle allows worldwide use



Key Commercial Data

Packing unit	50 STK
GTIN	 4 017918 046286
GTIN	4017918046286

Technical data

Dimensions

Length [l]	29 mm
Width	53.32 mm
Pitch	7.62 mm
Dimension a	45.72 mm
Width [w]	53.32 mm
Height [h]	19.25 mm
Constructional height	14.25 mm
Length of the solder pin	5 mm
Pin dimensions	1 x 0.8 mm
Length	29 mm

General

Range of articles	PC 4/..-G
Insulating material group	I

Printed-circuit board connector - PC 4/ 7-G-7,62 - 1804849

Technical data

General

Rated surge voltage (III/3)	6 kV
Rated surge voltage (III/2)	6 kV
Rated surge voltage (II/2)	6 kV
Rated voltage (III/3)	400 V
Rated voltage (III/2)	630 V
Rated voltage (II/2)	630 V
Connection in acc. with standard	EN-VDE
Nominal current I_N	20 A
Maximum load current	20 A
Insulating material	PA
Flammability rating according to UL 94	V0
Color	green
Number of positions	7

Standards and Regulations

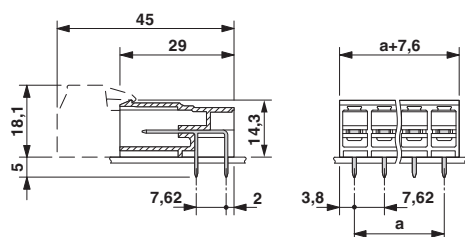
Connection in acc. with standard	EN-VDE
	CSA
Flammability rating according to UL 94	V0

Environmental Product Compliance

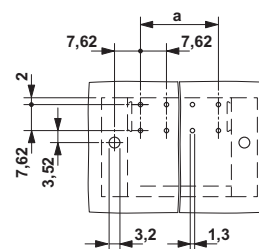
China RoHS	Environmentally friendly use period: unlimited = EFUP-e
	No hazardous substances above threshold values

Drawings

Dimensional drawing

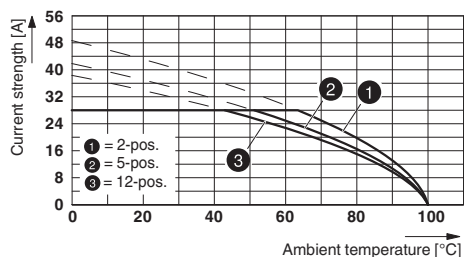


Drilling diagram



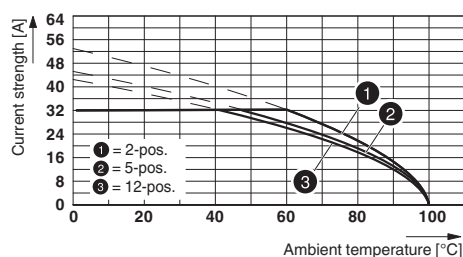
Printed-circuit board connector - PC 4/ 7-G-7,62 - 1804849

Diagram



Derating curve for: PC 5/...-ST1-7,62 with PC 4/...-G-7,62
Conductor cross section: 4 mm²

Diagram



Derating curve for: PC 5/...-ST1-7,62 with PC 4/...-G-7,62
Conductor cross section: 6 mm²

Approvals

Approvals

Approvals

CSA / LR / BV / EAC / DNV GL / cULus Recognized / RS

Ex Approvals

Approval details

CSA		http://www.csagroup.org/services-industries/product-listing/	13631
		B	C
Nominal voltage UN		300 V	300 V
Nominal current IN		20 A	20 A

LR		http://www.lr.org/en	96/20012
----	--	---	----------


BV		http://www.veristar.com/portal/veristarinfo/generalinfo/approved/approvedProducts/equipmentAndMaterials	35433/AO BV
----	--	---	-------------

EAC			B.01742
-----	--	--	---------

DNV GL		http://exchange.dnv.com/tari/	TAE00001EZ
--------	--	---	------------

Printed-circuit board connector - PC 4/ 7-G-7,62 - 1804849

Approvals

cULus Recognized		http://database.ul.com/cgi-bin/XYV/template/LISEXT/1FRAME/index.htm	E60425-19920722
	B	C	
Nominal voltage UN	300 V	300 V	
Nominal current IN	20 A	20 A	

RS		http://www.rs-head.spb.ru/en/index.php	17.00014.272
----	---	---	--------------

Phoenix Contact 2018 © - all rights reserved
<http://www.phoenixcontact.com>

PHOENIX CONTACT GmbH & Co. KG
Flachsmarktstr. 8
32825 Blomberg
Germany
Tel. +49 5235 300
Fax +49 5235 3 41200
<http://www.phoenixcontact.com>