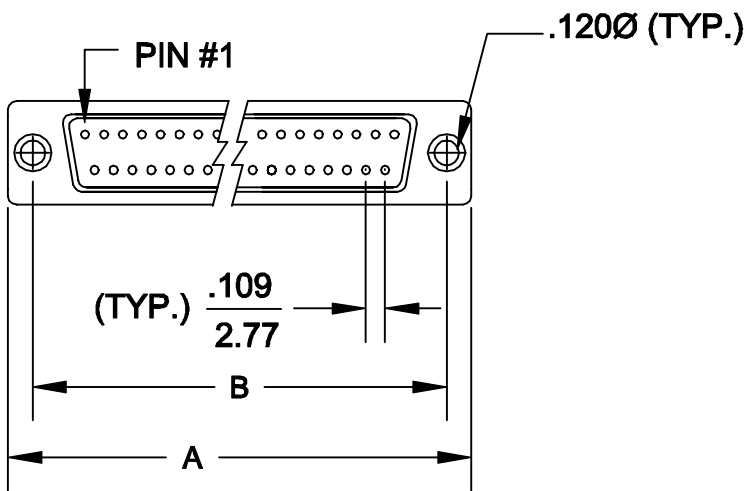
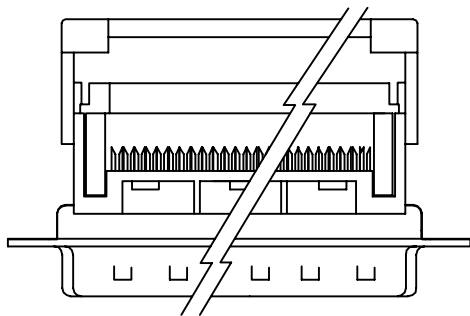
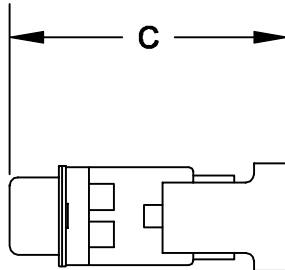


DESCRIPTION: PLASTIC FLAT RIBBON CONNECTOR



	A	B	C
9	1.213 30.81	.984 25.00	.707 17.96
15	1.541 39.14	1.312 33.33	.707 17.96
25	2.088 53.04	1.852 47.04	.707 17.96
37	2.729 69.32	2.500 63.50	.707 17.96



186-XXX-192-XX1

SERIES _____

POSITIONS _____

009
015
025
037
050

GENDER _____

1 = MALE
2 = FEMALE

TERMINATION _____

9 = IDC

SHELL PLATING _____

2 = TIN

HARDWARE OPTIONS _____

00 = NO HARDWARE
55 = 4-40 INSERTS

PLATING OPTIONS _____

01 = GOLD FLASH

SPECIFICATIONS:

MATERIALS:

INSULATOR: UL 94V-0 RATED PBT
+30% FIBER-GLASS OR NYLON-66

ELECTRICALS:

CURRENT RATING: 1 AMP
CONTACT RESISTANCE: 15 mOHMS MAX
INSULTOR RESISTANCE: 1000 MOHMS MIN
VOLTAGE: 500V AC FOR 1 MINUTE
TEMPERATURE: -50°C TO +100°C

	THESE DRAWINGS AND SPECIFICATIONS ARE THE PROPERTY OF NorComp AND SHALL NOT BE REPRODUCED, COPIED OR USED AS THE BASIS FOR THE MANUFACTURE OF SALE OF APPARATUS WITHOUT WRITTEN PERMISSION.		DRAWN: WAYNE ROBBINS	DATE: 9-28-98
			CHECKED:	DATE:
NorComp		SCALE: 1:1	SHEET 1 OF 1	REV 1
		DWG NO. 186-XXX-192-XX1		