


# UHF RFID Antenna



ARRKP5062-S915B

50.0 x 50.0 x 6.2mm  
RoHS/RoHS II Compliant  
MSL = 1

## FEATURES

- 902 ~ 928 MHz frequency range
- Gain of 3 dBi
- VSWR  $\leq$  2.0
- Easy to install
- RF Cable and Connector
- RoHS Compliant

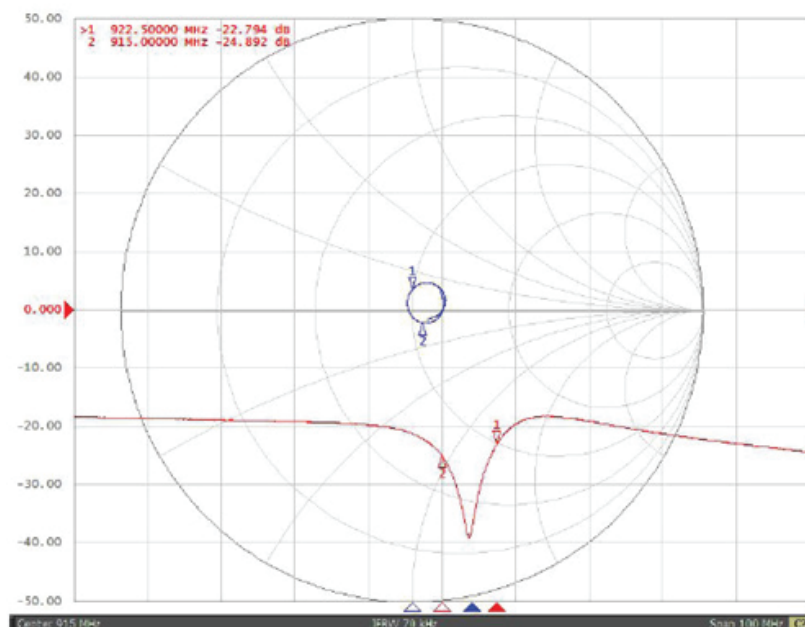
## APPLICATIONS

- Industrial automation
- Smart Cards
- Asset Management
- Manufacturing
- Field Mobility
- Transportation


## ELECTRICAL SPECIFICATIONS

Parameters	min	Typ.	Max.	Units	Note
Center Frequency		915		MHz	
Frequency range	902		928	MHz	
V.S.W.R			2.0		
Bandwidth @-10dB	20			MHz	
Impedence		50		$\Omega$	
Gain (@ Zenith)		3		dBi	Based on 50x50mm ground plane
Polarization		RHCP			
Axial Ratio	3			dB	
Operating Temperature	-40		+85	$^{\circ}$ C	10% ~ 95% RH
Storage Temperature	-45		+85	$^{\circ}$ C	10% ~ 95% RH

## SMITH CHART – RETURN LOSS AND IMPEDANCE



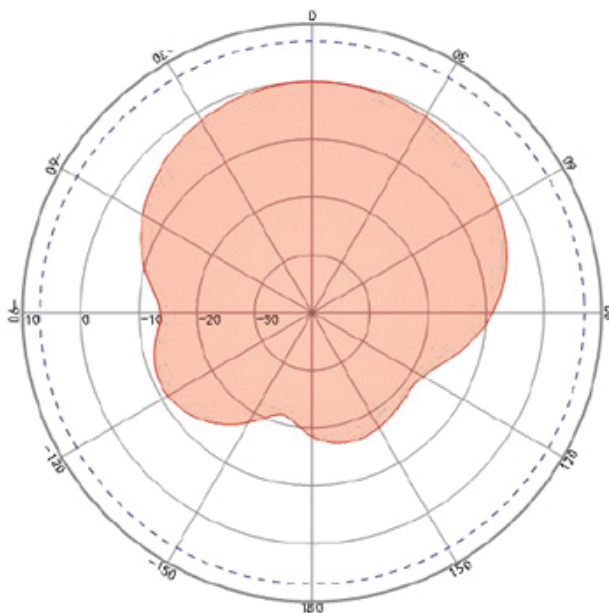
# UHF RFID Antenna



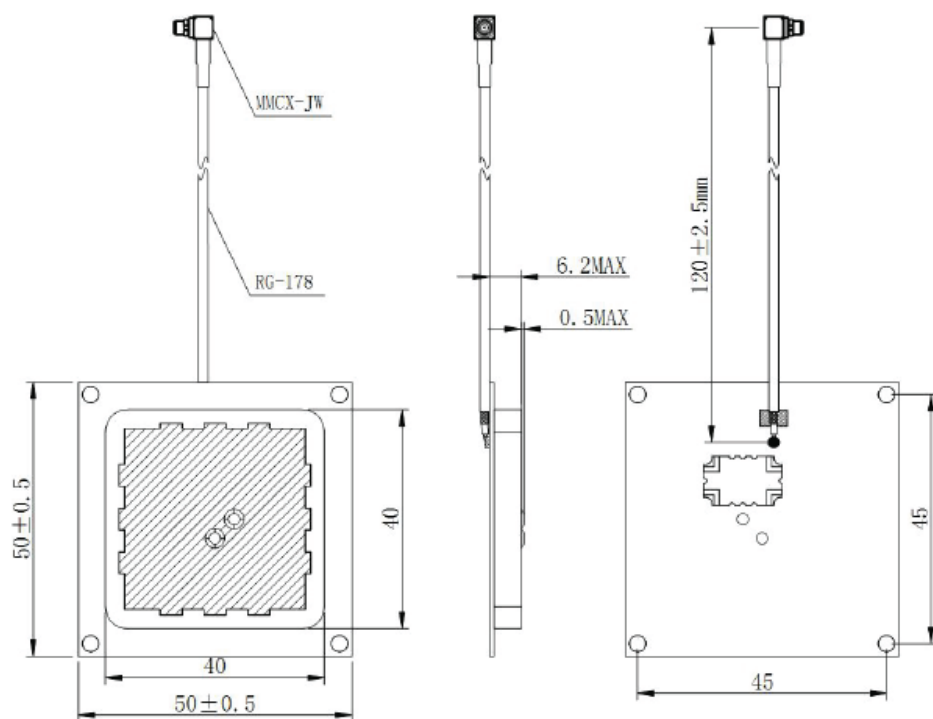
ARRKP5062-S915B

50.0 x 50.0 x 6.2mm  
RoHS/RoHS II Compliant  
MSL = 1

## RADIATION PATTERN (AZIMUTH)



## OUTLINE DIMENSIONS



Description	Material
Antenna Type	Dielectric Ceramics 40x40x5.0mm
PCB	FR4, 50 x 50 mm
RF Cable	RG-178, L1=120±2.5mm
RF Connector	MMCX-JW
Thickness	6.7mm Max

# UHF RFID Antenna



ARRKP5062-S915B

50.0 x 50.0 x 6.2mm  
RoHS/RoHS II Compliant  
MSL = 1

## PACKAGING

The carton contains 2 inner boxes each with 90 pcs inside, and the size of each carton is 38 x 30 x 24cm.

Package Type	Quantity
Inner Box	90
Boxes per carton	2
Total qty per carton	180
Carton Gross weight	8Kg
Carton dimensions	38*30*24cm

## CAUTION

1. Do not apply excess mechanical stress to the component body or terminations. Do not attempt to re-form or bend the components as this will cause damage to the component.
2. Do not expose the component to open flame.
3. This specification applies to the functionality of the component as a single unit. Please insure the component is thoroughly evaluated in the application circuit.