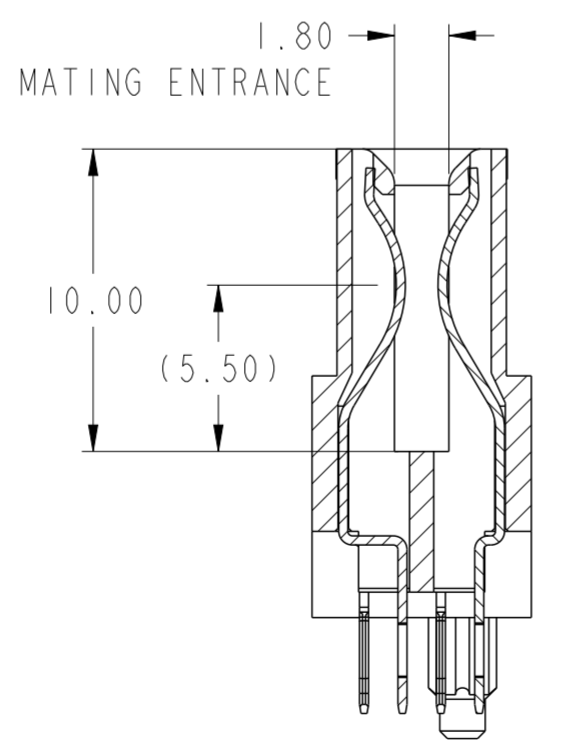


SECTION A-A  
SCALE 4:1

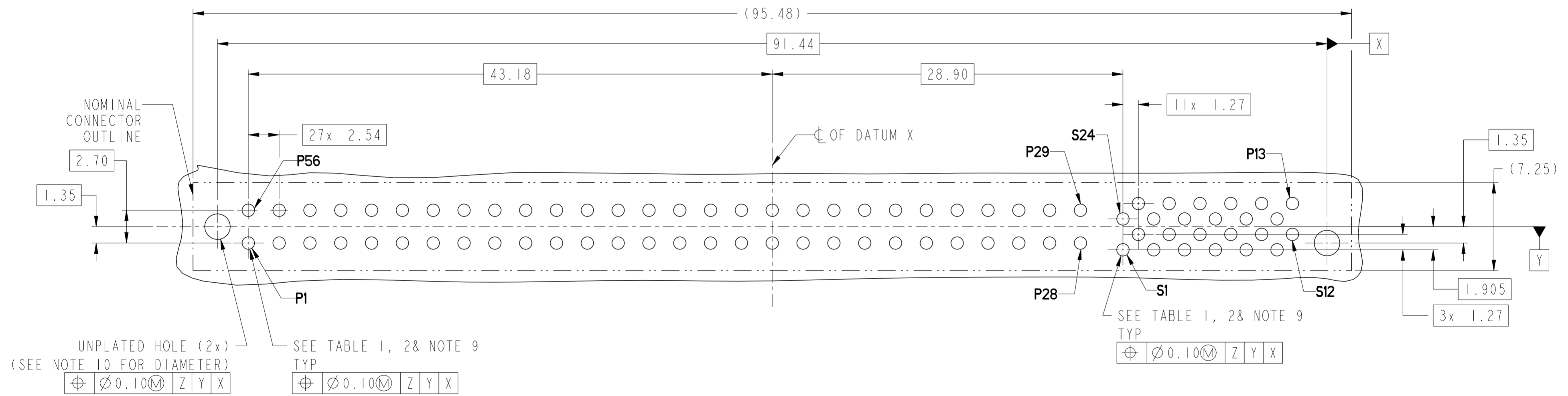


SECTION B-B  
SCALE 4:1

spec ref	-	dr	Julia Wang	2013/01/16	projection	MM	size	A2	scale	1:1
tolerance std	ASME Y14.5	eng	Hai-Ling Liu	2014/12/04			ecn no	-	<b>Released</b>	rev A
TOLERANCES UNLESS OTHERWISE SPECIFIED		chr	-	product family			rel level			
surface	linear 0.X ±0.5 0.XX ±0.25 0.XXX ±0.10 angular 0° ±2°	appr	Pei-Ming Zheng	2014/12/04			title HIGH POWER CARD EDGE VERT RECT 56P + 24S	dwg no 10124096	cat. no. Product - Customer Draw	sheet 1 of 4

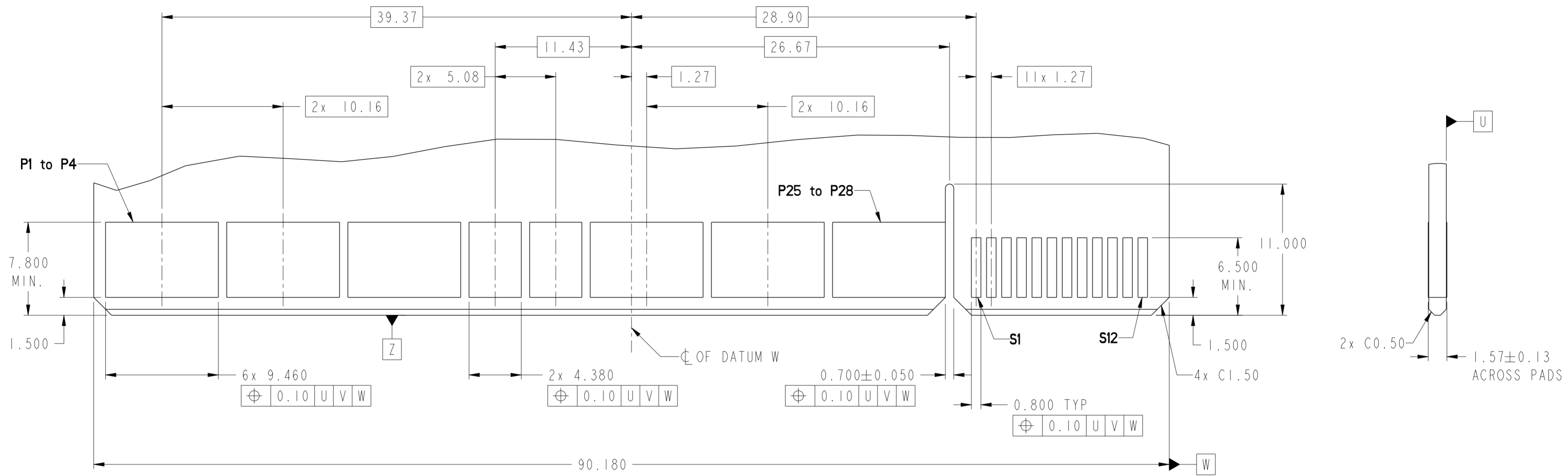
CONTACT TYPE	TOP LAYER DESCRIPTION	TABLE 1 (HPCE / SOLDER TAILS) PLATED THROUGH-HOLE REQUIREMENTS				
		DRILLED HOLE DIAMETER	COPPER THICKNESS	TIN-LEAD THICKNESS	TIN THICKNESS	FINISHED HOLE DIAMETER
POWER & SIGNAL	TIN-LEAD	1.10-1.16 (1.15 DRILL)	0.025 - 0.050	0.005 - 0.015	--	0.94 - 1.10
	IMMERSION TIN	1.10-1.16 (1.15 DRILL)	0.025 - 0.050	--	0.9 - 1.5um	0.94 - 1.10
	COPPER (SEE NOTE 8)	1.10-1.16 (1.15 DRILL)	0.025 - 0.050	--	--	0.94 - 1.10

CONTACT TYPE	TOP LAYER DESCRIPTION	TABLE 2 (HPCE / PRESS-FIT TAILS) PLATED THROUGH-HOLE REQUIREMENTS				
		DRILLED HOLE DIAMETER	COPPER THICKNESS	TIN-LEAD THICKNESS	TIN THICKNESS	FINISHED HOLE DIAMETER
POWER & SIGNAL	TIN-LEAD	0.81-0.86 (0.85 DRILL)	0.025 - 0.050	0.005 - 0.015	--	0.65 - 0.80
	IMMERSION TIN	0.81-0.86 (0.85 DRILL)	0.025 - 0.050	--	0.9 - 1.5um	0.70 - 0.80
	COPPER (SEE NOTE 8)	0.81-0.86 (0.85 DRILL)	0.025 - 0.050	--	--	0.70 - 0.80



Copyright FCI. FCI

dr	Julia Wang	2013/01/16	projection	MM	size	A2	scale	1:1
eng	Hai-Ling Liu	2014/12/04			ecn no	-	rel level	Released
chr	-	-						
appr	Pei-Ming Zheng	2014/12/04	product family	cat. no.		10124096	rev	A
www.fci.com			Product - Customer Draw			sheet 2 of 4		



P1 to P4

P25 to P28

7.800  
MIN.

1.500

6x 9.460  
⊕ 0.10 U V W

2x 4.380  
⊕ 0.10 U V W

0.700±0.050  
⊕ 0.10 U V W

0.800 TYP  
⊕ 0.10 U V W

90.180

W

2x C0.50  
1.57±0.13  
ACROSS PADS

U

⊕ OF DATUM W

Z

S1

S2

1.500

4x C1.50

6.500  
MIN.

11.000

39.37

28.90

11.43

26.67

2x 5.08

1.27

11x 1.27

2x 10.16

2x 10.16

Copyright FCI.

dr	Julia Wang	2013/01/16	projection	MM	size	A2	scale	1:1
eng	Hai-Ling Liu	2014/12/04			ecn no	-	rel level	Released
chr	-	-						
appr	Pei-Ming Zheng	2014/12/04	product family					
			title HIGH POWER CARD EDGE VERT RECT 56P + 24S			dwg no 10124096		rev A
www.fci.com			cat. no.		Product - Customer Drw		sheet 3 of 4	

PDS: Rev :A

STATUS:Released

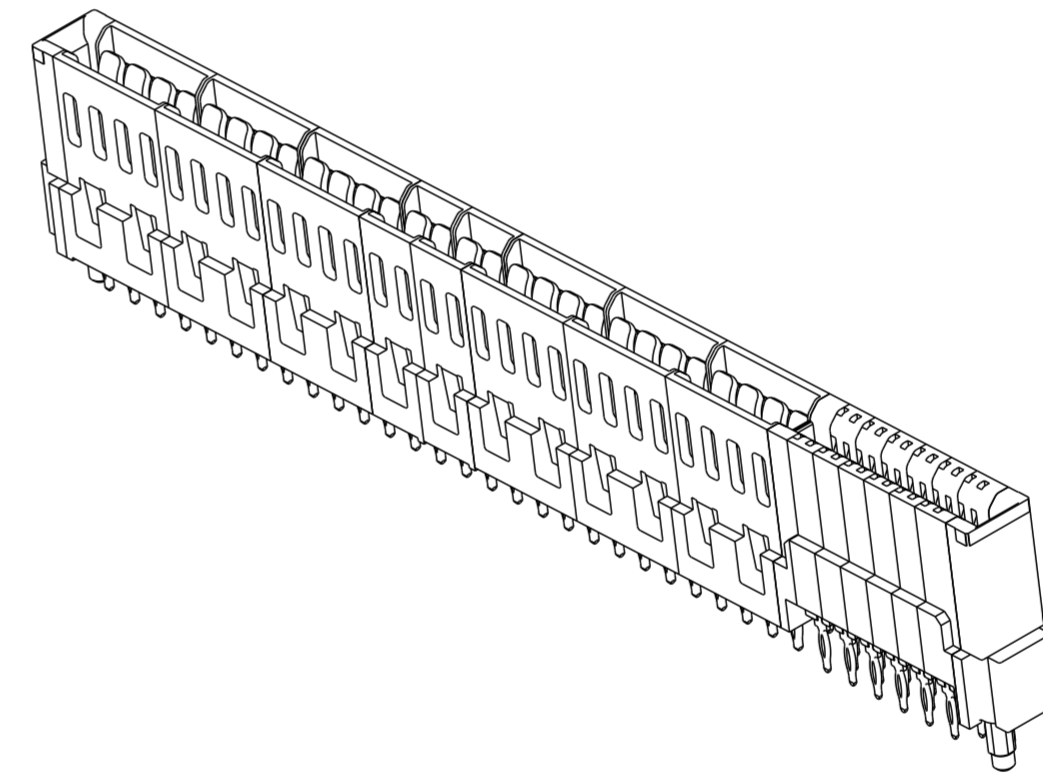
Printed: Dec 04, 2014

HPCE PART NUMBER (TABLE 3)

PART NUMBER	TAIL TYPE	ORIENTATION KEY	DIM "A" TYPICAL TAIL LENGTH	DIM "B" RECOMMENDED BOARD THICKNESS
10124096-001LF	SOLDER	YES	3.17 ±0.25	1.59 - 2.38
10124096-002LF	SOLDER	NO		
10124096-003LF	PRESS-FIT	YES	3.17 ±0.25	1.57 MIN
10124096-004LF	PRESS-FIT	NO		

NOTES:

1. CONNECTOR MATERIALS:
  - HOUSING: HIGH TEMPERATURE THERMAL PLASTIC, BLACK  
UL 94V-0 COMPLIANT
  - CONTACTS: HIGH PERFORMANCE COPPER ALLOY.
2. CONTACT FINISH REF. GS-12-604 SECTION 5.2.
3. PRODUCT SPECIFICATION: GS-12-604.
4. APPLICATION SPECIFICATION: GS-20-128.
5. PRODUCT MARKING (FCI - PART NUMBER & DATE CODE) ON HOUSING IN AREA SHOWN.
6. PACKAGING MEETS FCI SPECIFICATION GS-14-937.
7. HOUSING COMPONENT WILL WITHSTAND EXPOSURE TO 260°C PEAK TEMPERATURE FOR 60 SECONDS IN A CONVECTION, INFRA-RED, OR VAPOR PHASE REFLOW OVEN.
8. COPPER PLATING THICKNESS IN CENTER OF VIA-HOLE CAN BE NO MORE THAN 0.003 LESS THAN OTHER AREAS.
9. ALL HOLE SIZES ARE FINISHED HOLE SIZES.
10. MOUNTING HOLES ARE UNPLATED
  - ∅ 2.40 +/- 0.1 FOR PRESS-FIT TAILS
  - ∅ 2.18 +/- 0.03 FOR SOLDER TAILS
11. PRESS FIT APPLICATION TOOL DRAWING : 10119453.



dr	Julia Wang	2013/01/16	projection	MM	size	A2	scale	1:1
eng	Hai-Ling Liu	2014/12/04			ecn no	-	rel level	
chr	-	-			product family	rel level	Released	
appr	Pei-Ming Zheng	2014/12/04			title	HIGH POWER CARD EDGE		dwg no
			www.fci.com		cat. no.	Product - Customer Drw		sheet 4 of 4
					rev	10124096		A

