

### VPS36-2200

#### Electrical Specifications (@25C)

1. Maximum Power: 80VA
2. Input Voltage: **Series:** 230VAC, 50/60Hz; **Parallel:** 115VAC, 50/60Hz
3. Output Voltage: **Series<sup>1</sup>:** 36.0V CT@ 2.2A; **Parallel<sup>2</sup>:** 18.0V @ 4.4A
4. Voltage Regulation: 25% TYP @ full load to no load
5. Temperature Rise: 30C TYP (45C MAX allowed)
6. Insulation Resistance: 100MΩ
7. Recommended Fuse<sup>3</sup>:
  - Series: Littelfuse p/n 313 2.5 HXP, 2.5A 250V, slow blow, ¼ x 1 ¼ or, Cooper Bussmann p/n BKMDL-2½, 2.5A 250V, ¼ x 1 ¼
  - Parallel: Littelfuse p/n 313 5.0 HXP, 5A 250V, slow blow, ¼ x 1 ¼ or, Cooper Bussmann p/n BKMDL-5, 5A 250V, ¼ x 1 ¼

#### Construction:

Dual bobbin construction with an insulated shroud, both made of a high temperature material that exceeds UL flammability requirements.

#### Safety:

These units are designed with 4000VAC isolation between the primary and secondary, and also, between each winding and the core.

#### Agency File:

UL: File E53148, UL 5085-1 and 2 (formerly UL 506), General Purpose.  
 File E65390, UL 5085-1 and 3 (formerly UL1585), Class 2/3  
 CSA: File LR 221330. C22.2 NO. 66, General Purpose.  
 TUV Certificate No.: R72103639, EN60950, Information Technology



#### A. Dimensions:

Unit: In inches

| H | W     | D      | B     | C    | T    | MW | ML    |
|---|-------|--------|-------|------|------|----|-------|
| 3 | 2-1/2 | 2-5/16 | 1-3/8 | 5/16 | 3/16 | 2  | 2-1/4 |

B. Mounting Hole Size: 13/64 x 3/8"

C. WT Lbs. : 2.8

D. Terminal Size: 0.187" x 0.020"

#### Connections<sup>4</sup>:

**Input:** Series – 6 and 1, Jumper 5 to 2

Parallel – 6 and 1, Jumper 6 to 2 and 5 to 1

**Output:** Series – 12 and 7, Jumper 11 to 8

Parallel – 12 and 7, Jumper 12 to 8 and 11 to 7

**RoHS Compliance:** As of manufacturing date February 2005, all standard products meet the requirements of 2011/65/EU, known as the RoHS initiative.

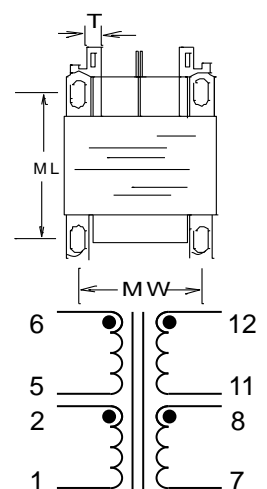
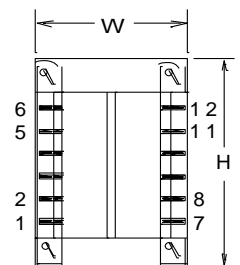
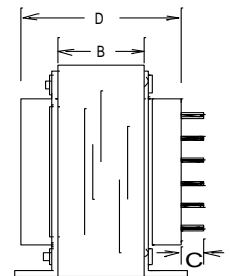
\* Upon printing, this document is considered "uncontrolled". Please contact Triad Magnetics' website for the most current version.

<sup>1</sup> Non-Inherently limited. Class 3.

<sup>2</sup> Non-Inherently limited. Class 2 not wet, Class 3 wet.

<sup>3</sup> Fuse must be used on **secondary** as conditions of acceptability for UL Class2/3 operation.

<sup>4</sup> Primary and secondary windings are designed to be connected in series or parallel. Winding are not intended to be used independently.



SCHMATIC