

Basic terminal block - URELG 4-PMTK - 2820712

Please be informed that the data shown in this PDF Document is generated from our Online Catalog. Please find the complete data in the user's documentation. Our General Terms of Use for Downloads are valid (<http://download.phoenixcontact.com>)



Basic termination blocks with test connection on both sides and knife disconnection for NS 32 and NS 35/7.5 DIN rail, with end cover, for ST-REL..., ST-OV... and ST-OE... plugs, 4-pos.

The illustration shows versions with a different no. of positions



Key commercial data

Packing unit	1 PCE
Minimum order quantity	10 PCE
GTIN	 4 017918 076849
Weight per Piece (excluding packing)	81.51 GRM
Custom tariff number	85369010
Country of origin	Poland

Technical data

Dimensions

Width	27 mm
Height	86.5 mm
Depth	109.5 mm

General

Number of positions	4
Nominal voltage U_N	400 V (voltage is determined by the coupling connector.)
Nominal current I_N	16 A (current is determined by the coupling connector.)
Color	gray
Insulating material	PA

Connection data

Basic terminal block - URELG 4-PMTK - 2820712

Technical data

Connection data

Conductor cross section solid min.	0.2 mm ²
Conductor cross section solid max.	4 mm ²
Conductor cross section stranded min.	0.2 mm ²
Conductor cross section stranded max.	4 mm ²
Conductor cross section AWG/kcmil min.	24
Conductor cross section AWG/kcmil max	12
Connection method	Screw connection
Stripping length	7 mm
Screw thread	M3

Classifications

eCl@ss

eCl@ss 4.0	27141127
eCl@ss 4.1	27141127
eCl@ss 5.0	27371603
eCl@ss 5.1	27371603
eCl@ss 6.0	27371603
eCl@ss 7.0	27371603
eCl@ss 8.0	27371603

ETIM

ETIM 2.0	EC001456
ETIM 3.0	EC001456
ETIM 4.0	EC001456
ETIM 5.0	EC001456

UNSPSC

UNSPSC 6.01	30211811
UNSPSC 7.0901	39121410
UNSPSC 11	39121410
UNSPSC 12.01	39121410
UNSPSC 13.2	39121410

Approvals

Approvals

Basic terminal block - URELG 4-PMTK - 2820712

Approvals

Approvals

CSA / UL Recognized / cUL Recognized / GOST / DNV / cULus Recognized

Ex Approvals

Approvals submitted

Approval details

CSA	
mm ² /AWG/kcmil	28-12
Nominal current I _N	11 A
Nominal voltage U _N	300 V

UL Recognized	
mm ² /AWG/kcmil	30-12
Nominal current I _N	10 A
Nominal voltage U _N	300 V

cUL Recognized	
mm ² /AWG/kcmil	30-12
Nominal current I _N	10 A
Nominal voltage U _N	300 V

GOST	
------	--

Basic terminal block - URELG 4-PMTK - 2820712

Approvals

DNV

cULus Recognized 

Accessories

Accessories

Bridge

Fixed bridge - FB-150 METER - 0201595



Cross connection rail, for fixed bridging of identical inputs and outputs, made of Cu, nickel-plated, 1 m long

Connection pin - VS - 3004207



Connection pin, Length: 1000 mm, Color: gray

Wire bridge - DB 50- 90 BU - 2821180

Wire bridge, Color: blue



Wire bridge - DB 50- 90 GY - 2820929

Wire bridge, Color: gray




Basic terminal block - URELG 4-PMTK - 2820712

Accessories

Wire bridge - DB 50- 90 BK - 2820916

Wire bridge, Color: black



Basic terminal block - KB RELG 7 - 2961095



Fixed bridge, for cross connections, with screw, 7-pos.

Basic terminal block - KB RELG 4 - 2961082



Fixed bridge, for cross connections, with screw, 4-pos.

Basic terminal block - KB RELG 3 - 2961079



Fixed bridge, for cross connections, with screw, 3-pos.

Basic terminal block - KB RELG 2 - 2961066



Fixed bridge, for cross connections, with screw, 2-pos.

End block

Basic terminal block - URELG 4-PMTK - 2820712

Accessories

End clamp - E/UK - 1201442



End clamp, for assembly on NS 32 or NS 35/7.5 DIN rail

Mounting material

Screw - ZSR - 2303608



Screw

Test plug terminal block

Reducing plug - RPS - 0201647

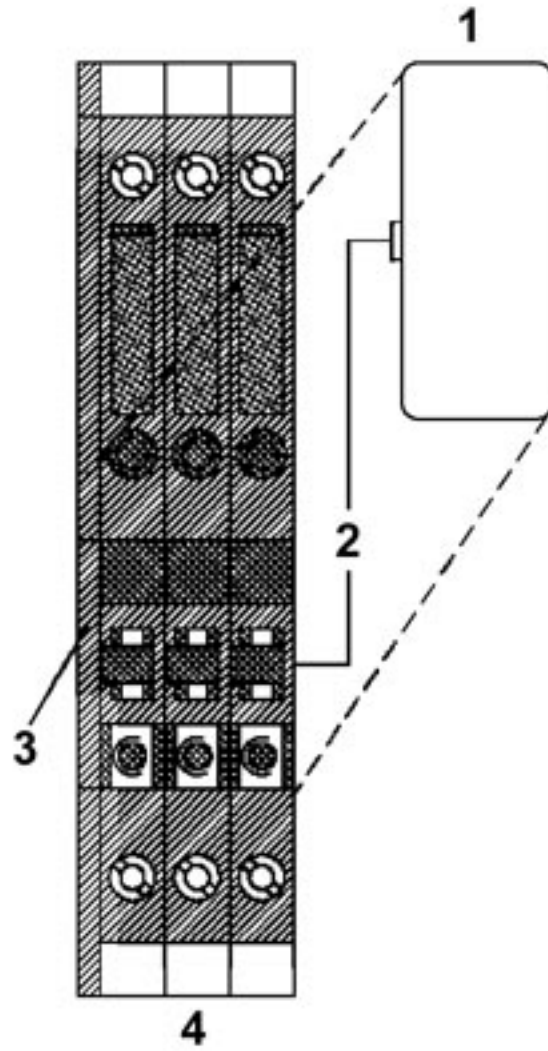


Reducing plug, Color: gray

Drawings

Basic terminal block - URELG 4-PMTK - 2820712

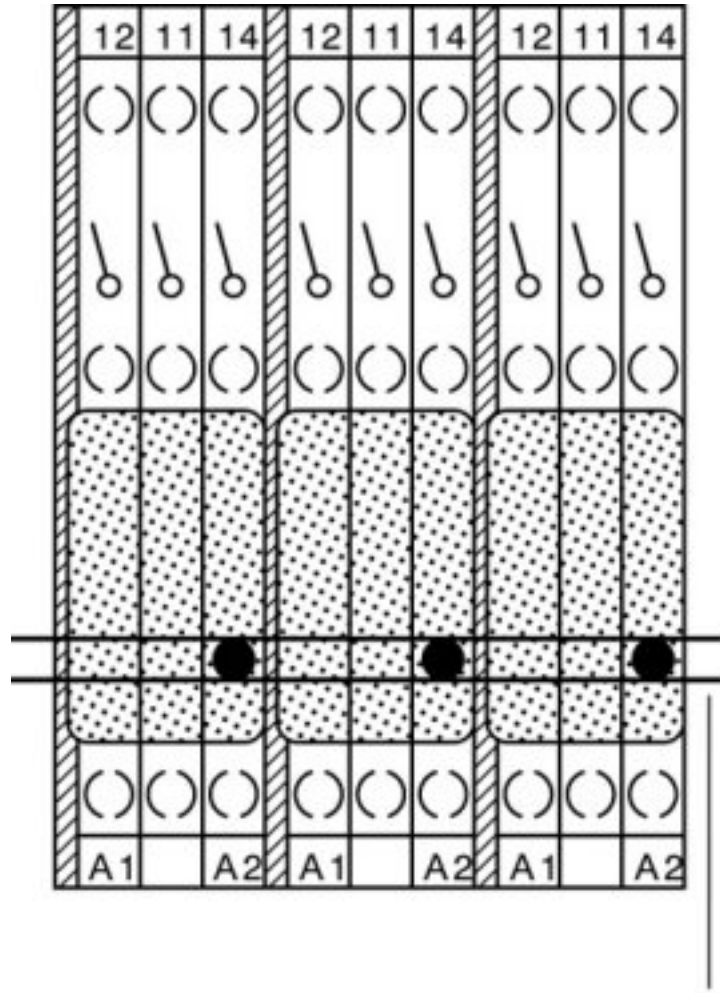
Schematic diagram



- 1 = Coupling connector
- 2 = Coding
- 3 = Cover
- 4 = Basic termination block

Basic terminal block - URELG 4-PMTK - 2820712

Schematic diagram



1 - 3

1-3 = fixed bridge, cross connection rail, spacer

Basic terminal block - URELG 4-PMTK - 2820712

Dimensioned drawing

