


PAN-WAY™ TYPE T SURFACE RACEWAY

PAN-WAY Type T Surface Raceway is a large capacity, multi-channel system used to route, protect, and conceal data, voice, video and power cabling systems.


Type T Non-Metallic Surface Raceway



- Power rated to 600V(UL), 300V(CSA) meets new **UL5A standard and CSA 22.2 No. 62-93 standards**
- Superior tamper resistance for School & University applications
- Modular divider wall keeps power and data cables separated


	Color	Part Number 8 ft Length	Std. Ctn. Qty.	Part Number 8 ft Length	Std. Ctn. Qty.		
T105 	T105 BASE		T105 COVER				
	Off White Elec. Ivory Lt. Gray White	TB105IW8 TB105EI8 TB105IG8 TB105WH8	32 ft.	TC105IW10 TC105EI10 TC105IG10 TC105WH10	64 ft.		
	T130 BASE			T130 COVER			
	Off White Elec. Ivory Lt. Gray White	TB130IW8 TB130EI8 TB130IG8 TB130WH8		32 ft.		TC130IW10 TC130EI10 TC130IG10 TC130WH10	64 ft.
T170 BASE		T170 COVER					
Off White Elec. Ivory Lt. Gray White	TB170IW8 TB170EI8 TB170IG8 TB170WH8	32 ft.	TC170IW10 TC170EI10 TC170IG10 TC170WH10		64 ft.		
Type T Raceway Divider Wall							
Gray	Divider Wall can be used with all three sizes of Type T Raceway		TD688	64 ft.			

Type T Accessories




Type	Part Number	Part Number	Part Number	Std. Pkg. Qty.
Type T Accessories				
	T105	T130	T170	
Mounting Bracket	TMB105-X	TMB130-X	TMB170-X	10 pc.
Wire Retainer	TWR105-X	TWR130-X	TWR170-X	10 pc.

Type T Fittings




Type T Fittings	T105	T130	T170	
Base Coupler	TCFC105IW	TCFC130IW	TCFC170IW	10 pc.
Cover Coupler	TCFB105IW	TCFB3070IW	TCFB3070IW	10 pc.
End Cap Fitting	TEC105IW	TEC130IW	TEC170IW	1 pc.
Inside Corner Fitting	TIC105IW	TIC130IW	TIC170IW	1 pc.
Right Angle Fitting	TRA105IW	TRA130IW	TRA170IW	1 pc.
Outside Corner Base	TOCB105IW	TOCB130IW	TOCB170IW	1 pc.
Outside Corner Cover	TOCC105IW	TOCC130IW	TOCC170IW	1 pc.
Tee Fitting	TT105IW	TT130IW	TT170IW	1 pc.
Reducer	TR170X105IW	TR130X105IW	TR170X130IW	1 pc.

Pre-Cut Covers and Type T Box



Pre-Cut Covers and T Box	T105	T130	T170	
Cover for use with Type T Box	T105GIW	T130GIW	T170GIW	1 pc.
Type T Box—for use with T105G, T130G, or T170G	3.28" (83.5mm) mounting holes, 2.17" (55mm) deep. For use with single gang NEMA standard electrical devices and faceplates.			TB5583-V 5 pc.

Type T130 Molded Covers and Device Bracket



Type T130 Molded Covers and Hanging Device Bracket	T130 Only	
Duplex Electrical Device & Bezel Molded Cover	Covers NEMA standard duplex electrical devices. Two MINI-COM Module Inserts snap into cover.	T130CDMCIW 1 pc.
Rectangular Electrical Device & Bezel Molded Cover	Covers NEMA standard rectangular electrical devices. Two MINI-COM Module Inserts snap into cover.	T130CRMCIW 1 pc.
Rectangular Electrical Device Molded Cover	Covers standard rectangular electrical devices	T130RMCIW 1 pc.
Duplex Electrical Device Molded Cover	Covers standard duplex electrical devices	T130DMCIW 1 pc.
Communications Device Molded Cover	For MINI-COM MFFP snap-in faceplate	T130TMCIW 1 pc.
Communications and Duplex Electrical Device Molded Cover	Covers standard duplex electrical devices and accepts MINI-COM MFFP snap-in faceplate	T130TDMCIW 1 pc.
Communications and Rectangular Electrical Device Molded Cover	Covers standard rectangular electrical devices and accepts MINI-COM MFFP snap-in faceplate	T130TRMCIW 1 pc.
Twist Lock Electrical Device Molded Cover	Covers standard twist lock electrical devices.	T130LMCIW 1 pc.
Type T Hanging Device Bracket	Used to quickly mount NEMA standard electrical receptacles (including GFCI) in T130 Raceway. Must be used with appropriate T130 Molded Cover.	T130DB-X 5 pc.

ORDERING INFORMATION: Order required quantity in multiples of standard length increment or standard package quantity. Part numbers shown are for Off White (IW). For other colors substitute IG (light gray), EI (Electrical Ivory), or WH (white).