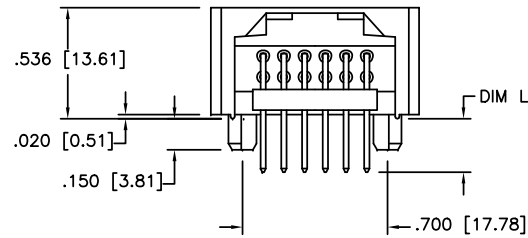
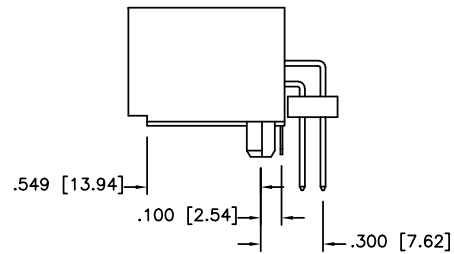
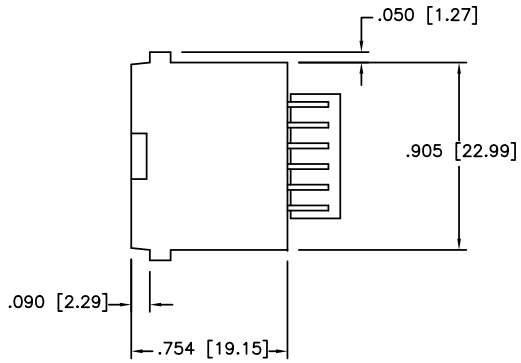


PRODUCT NUMBER
SEE TABLE



mat'l. code		surface ISO 1302 ✓		tolerance ISO 406 ISO 1101		projection ⊕		product family LATCH-N-LOK	
ltr ecn nodr date		tolerances unless otherwise specified		title		INCH/MM		2X6 LNL VERTICAL PANEL HEADER ASSEMBLY	
H	ELX-N-008453	ZK	11/28/11	angles	linear	scale 1:1		dwg no 78098 sheet 1 of 2 size A3	
C	V01703	TFG	7/21/00	0°±2°				type Product Customer Drawing	
D	V10987	TFG	2/15/01	chr	M. CORMAN	6/25/90	FCI		
E	M05-0050	MHT	3/16/05	engr	D. HORCHLER	6/25/90			
F	M06-0282	AGS	7/28/06	chr	D. HORCHLER	6/25/90			
G	M06-0365	AGS	9/20/06	app	D. HORCHLER	6/25/90			
sheet	revision	H	H						
index	sheet	1	2						

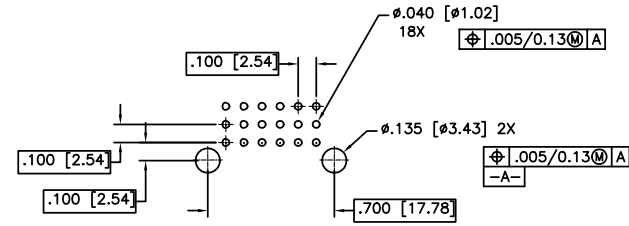
78098-XXXXLF

LEAD FREE OPTION (6)(8)

COLOR (4)		
1	70343 LT GRAY	OBS
2	80166 OFF WHITE	
3	70634 DK GRAY	OBS
4	701 BLACK	
5	70511 SLATE GRAY	OBS
7	70455 SILVER GRAY	
8	80189 PEARL WHITE	OBS
9	70419 PEBBLE GRAY	

PLATING (3)	
0	30u" MIN OVER 50u"MIN Ni
3	30u" MIN OVER 50u"MIN Ni
5	50u" MIN OVER 50u"MIN Ni

PIN LENGTH	
	DIM L
0	.200/5.08
1	.130/3.30



RECOMMENDED P.C.B. LAYOUT

NOTES:

- HEADER SHROUD
MAT'L: HIGH TEMPERATURE THERMOPLASTIC.
UL-94V-0 RATED.
- GROUND CONTACT
MAT'L: COPPER ALLOY
PLATING: 100-160u"/2.54-4.06u TIN
- SIGNAL CONTACT
MAT'L: COPPER ALLOY
PLATING OPTION: PERFORMANCE PLATING WILL BE EITHER GOLD OR GXT ON CONTACT AREA OR TAIL, OPTIONALLY (78-295u") TIN ON TAIL.
- NUMBERS SHOWN ARE FOR G.E. LEXAN AND ARE FOR REFERENCE ONLY.
- THIS ASSEMBLY U.L. APPROVED PER FILE E66906 VOL. 1, SEC. 84 AND CSA APPROVED PER MASTER FILE LR46923.
- ADD LF SUFFIX AT THE END OF PART NUMBER FOR LEAD FREE OPTION.
- THE HOUSING WILL WITHSTAND EXPOSURE TO 260°C PEAK TEMPERATURE FOR 15 SECONDS IN A WAVE SOLDER APPLICATION WITH A 1.5mm MINIMUM THICK CIRCUIT BOARD. SEE APPLICATION NOTES/PROCEDURES IF THEY ARE AVAILABLE.
- THIS PRODUCT MEETS EUROPEAN UNION DIRECTIVES AND OTHER COUNTRY REGULATION AS DESCRIBED IN GS-22-008.
- PRODUCT SPEC: GS-12-003

mat'l. code		surface ISO 1302 ✓	tolerance ISO 406 ISO 1101	projection INCH/MM	product family LATCH-N-LOK
l/tecn nodr date		tolerances unless otherwise specified		title	
H		angles 0°±2'	linea XXX±.01/0.XX±0.3 XXX±.005/0.XX±0.13 XXX±.0020/0.XXX±0.051	2X6 LNL VERTICAL PANEL HEADER ASSEMBLY	
		dr	M. CORMAN 6/25/90	dwg no sheet 2 of 2 size	
		engr	D. HORCHLER 6/25/90	78098 A3	
		chr	D. HORCHLER 6/25/90	type Product Customer Drawing	
		app	D. HORCHLER 6/25/90		
sheet index	revision sheet				



FCIconnect.com

Copyright FCI