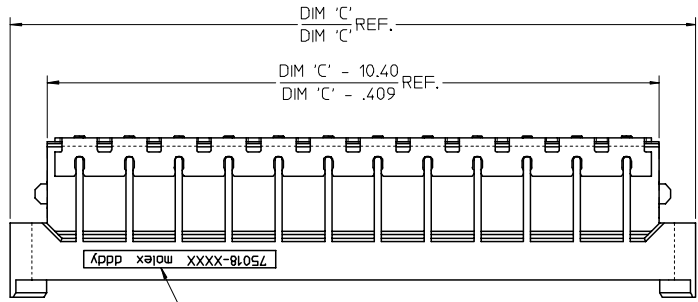
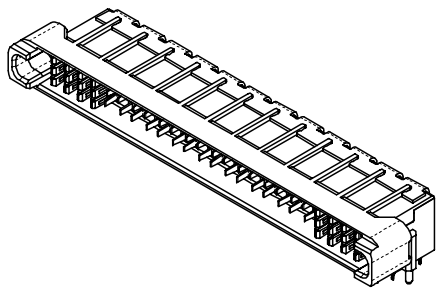


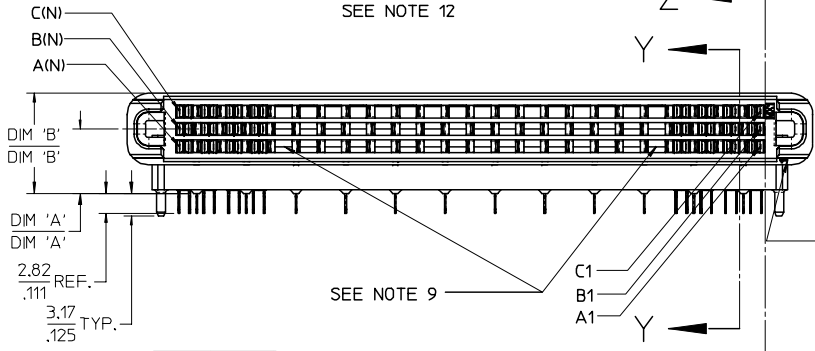
NOTES:

- 1) MATERIALS:
HOUSING - LIQUID CRYSTAL POLYMER, UL94 V-0
WAFER DIELECTRIC - LIQUID CRYSTAL POLYMER, UL94 V-0
CONTACT - TIN-BRASS
- 2) FINISHES:
CONTACT INTERFACE
0.76 MICRON MIN. SELECT GOLD
1.27 MICRON MIN. NICKEL OVERALL
COMPLIANT INTERFACE
0.76 MICRON MIN. SELECT TIN/LEAD OVER
1.27 MICRON MIN. NICKEL OVERALL
HOUSING
0.10 MICRON MAX. IMMERSION GOLD OVER
3.81 MICRON MIN. NICKEL OVER
3.81 MICRON MIN. COPPER OVERALL
- 3) PRODUCT SPECIFICATION
THIS PART CONFORMS TO MOLEX SPECIFICATION PS-75018-001.
- 4) PACKAGING SPECIFICATION
THIS PART TO BE PACKAGED PER SPECIFICATION PK-75020-010.
- 5) APPLICATION SPECIFICATION
THIS PART TO BE APPLIED PER SPECIFICATION AS-75018-001.
APPLICATION TOOL AND INSTRUCTIONS PER AS-75018-001.
- 6) MATING INFORMATION
THIS PART MATES WITH 75019-XXXX.
WILL MATE WITH MAXIMUM 1.27mm MIS-ALIGNMENT.
WILL MATE WITH MAXIMUM 0.5° MIS-ALIGNMENT.
- 7) FOR CIRCUIT DESIGNATION SEE SHEET 3
- 8) FOR PCB INFORMATION SEE SHEET 3
- 9) CIRCUITS IN THIS ZONE HAVE BEEN OMITTED TO SIMPLIFY THE MODEL. ACTUAL PRODUCT IS FULLY LOADED WITH TERMINALS.
- 10) APPLICATION TOOLING KEEP OUT AREA.
NO COMPONENTS ALLOWED IN THIS AREA.
- 11) CONFORMS TO MOLEX COSMETIC SPECIFICATION PS-75005-001.
- 12) MARKING: PART NUMBER, MOLEX LOGO, DATE CODE
- 13) RECOMMENDED DRILL SIZE 0.66±0.03 TO
YIELD FINISHED PLATED THROUGH HOLE OF 0.55±0.05



75018-XXXX Molex

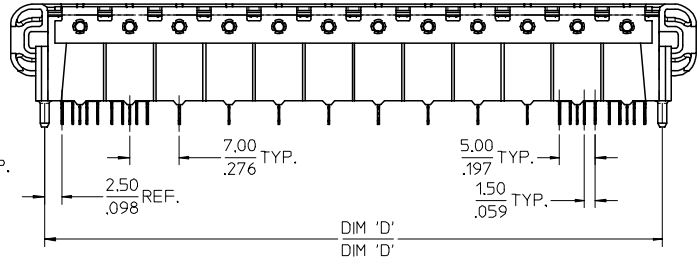
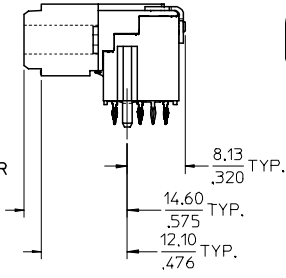
MARKING
SEE NOTE 12



SEE NOTE 9

C1
B1
A1

CIRCUIT
A1
IDENTIFIER



EC NO: UCP2004-1217 DRWN: KLANG 2004/02/02 CHKD: 2004/02/03 APPR: MBANAKIS2004/02/05	QUALITY SYMBOLS	GENERAL TOLERANCES (UNLESS SPECIFIED)		SCALE 2:1	DESIGN UNITS METRIC	THIRD ANGLE PROJECTION	REVISE ON CAD ONLY	
	▽-0 ◻-0		m/m	INCH	DIMENSION STYLE MM/IN		HIGH SPEED DOCKING FIXED CONNECTOR	
		4 PLACES	± ---	± ---	DRAWN BY LANG	DATE 02-NOV-25		MOLEX INCORPORATED
		3 PLACES	± ---	± .005	CHECKED BY LANG	DATE 02-NOV-26		
	2 PLACES	± 0.13	± .01	APPROVED BY BANAKIS	DATE 02-NOV-26	MATERIAL NO. SEE SHEET 2	DOCUMENT NO. SD-75018-010	
	1 PLACE	± 0.25	± ---	DRAFT WHERE APPLICABLE MUST REMAIN WITHIN DIMENSIONS		SHEET NO. 1 OF 3		
		ANGULAR ±1/2°		THIS DRAWING CONTAINS INFORMATION THAT IS PROPRIETARY TO MOLEX INCORPORATED AND SHOULD NOT BE USED WITHOUT WRITTEN PERMISSION				

J
I
H
G
F
E
D
C
B
A

J
I
H
G
F
E
D
C
B
A

ITEM NUMBER	CIRCUIT SIZE	NO. OF COLUMNS 'N'	CENTERLINE DIMENSION 'A' mm(in)	O/A HEIGHT DIMENSION 'B' mm(in)	O/A LENGTH DIMENSION 'C' mm(in)	PEG TO PEG DIMENSION 'D' mm(in)	FIRST-LAST DIMENSION 'E' mm(in)
NOT TOOLED	144	48	4.74 (.187)	9.78 (.385)	96.50 (3.799)	87.00 (3.425)	82.00 (3.228)
NOT TOOLED	144	48	5.74 (.226)	10.78 (.424)	96.50 (3.799)	87.00 (3.425)	82.00 (3.228)
NOT TOOLED	144	48	8.74 (.344)	13.78 (.543)	96.50 (3.799)	87.00 (3.425)	82.00 (3.228)
NOT TOOLED	132	44	4.74 (.187)	9.78 (.385)	89.50 (3.524)	80.00 (3.150)	75.00 (2.953)
NOT TOOLED	120	40	4.74 (.187)	9.78 (.385)	82.50 (3.248)	73.00 (2.874)	68.00 (2.677)
NOT TOOLED	108	36	4.74 (.187)	9.78 (.385)	75.50 (2.972)	66.00 (2.598)	61.00 (2.402)
75018-0014	108	36	5.74 (.226)	10.78 (.424)	75.50 (2.972)	66.00 (2.598)	61.00 (2.402)
NOT TOOLED	108	36	8.74 (.344)	13.78 (.543)	75.50 (2.972)	66.00 (2.598)	61.00 (2.402)
NOT TOOLED	96	32	4.74 (.187)	9.78 (.385)	68.50 (2.697)	59.00 (2.323)	54.00 (2.126)
NOT TOOLED	84	28	4.74 (.187)	9.78 (.385)	61.50 (2.421)	52.00 (2.047)	47.00 (1.850)
NOT TOOLED	72	24	4.74 (.187)	9.78 (.385)	54.50 (2.146)	45.00 (1.772)	40.00 (1.575)
NOT TOOLED	60	20	4.74 (.187)	9.78 (.385)	47.50 (1.870)	38.00 (1.496)	33.00 (1.299)
NOT TOOLED	48	16	4.74 (.187)	9.78 (.385)	40.50 (1.594)	31.00 (1.220)	26.00 (1.024)
NOT TOOLED	36	12	4.74 (.187)	9.78 (.385)	33.50 (1.319)	24.00 (0.945)	19.00 (0.748)

EC NO: UCP2004-1217 DRWN: KLANG 2004/02/02 CHKD: 2004/02/03 APPR: MBANAKIS/2004/02/05	QUALITY SYMBOLS ▽ - 0 ◻ - 0	GENERAL TOLERANCES (UNLESS SPECIFIED)		SCALE 1:1	DESIGN UNITS METRIC	THIRD ANGLE PROJECTION	REVISE ON CAD ONLY	
		DIMENSION STYLE MM/IN	TITLE HIGH SPEED DOCKING FIXED CONNECTOR		MOLEX INCORPORATED			
		4 PLACES ± --- ± --- 3 PLACES ± --- ± .005 2 PLACES ± 0.13 ± .01 1 PLACE ± 0.25 ± ---	ANGULAR ±1/2°		DRAWN BY DATE LANG 02-NOV-25 CHECKED BY DATE LANG 02-NOV-26	MATERIAL NO. SEE CHART DOCUMENT NO. SD-75018-010 SHEET NO. 2 OF 3		
		DRAFT WHERE APPLICABLE MUST REMAIN WITHIN DIMENSIONS		THIS DRAWING CONTAINS INFORMATION THAT IS PROPRIETARY TO MOLEX INCORPORATED AND SHOULD NOT BE USED WITHOUT WRITTEN PERMISSION				

