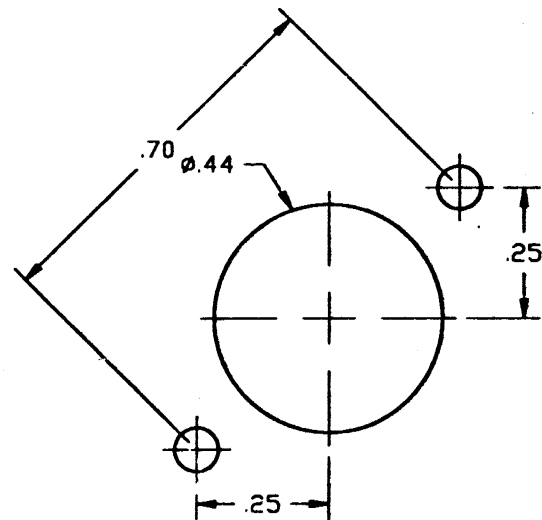
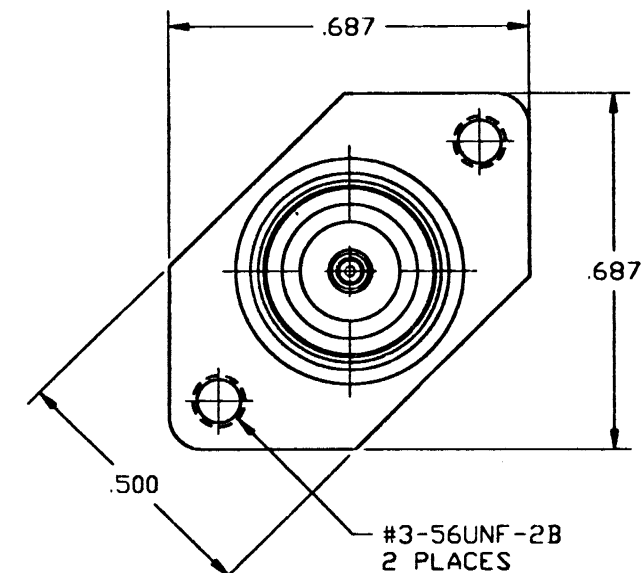
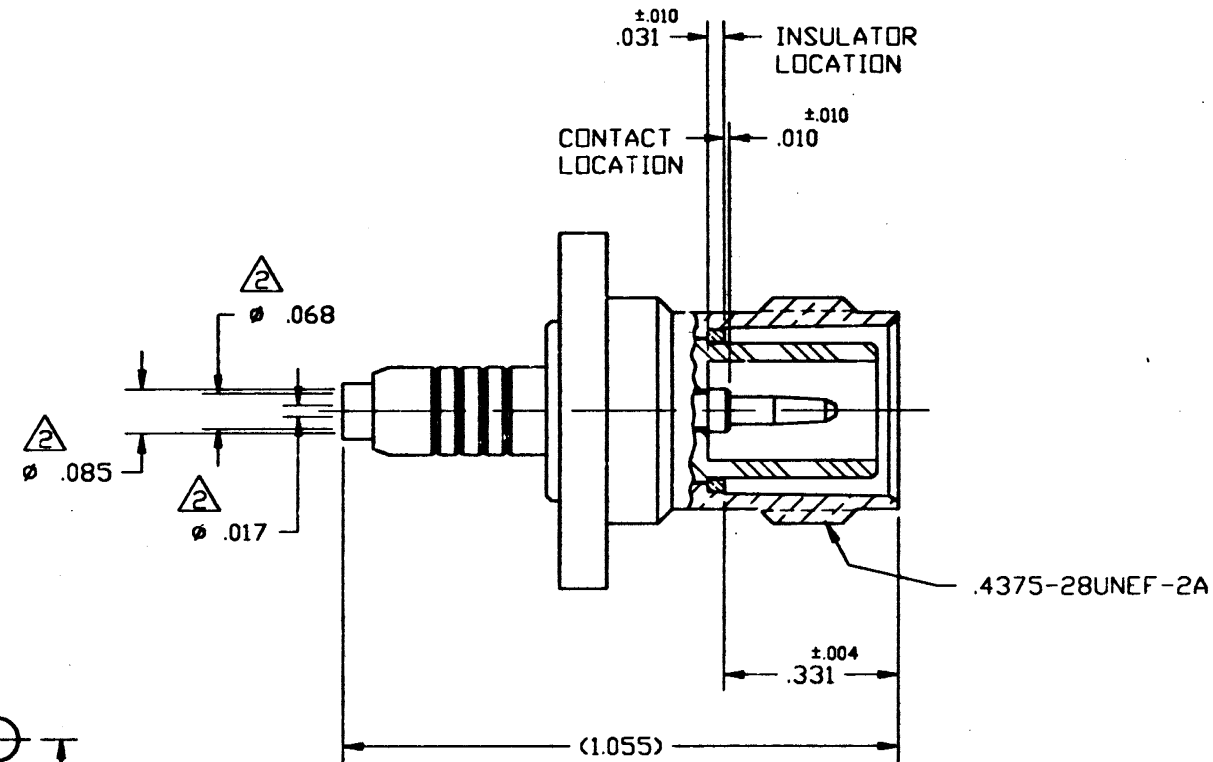


NOTES:

1. PLATING MUST CONFORM TO AMPHENOL SPEC. 349-50560.
2. CABLE ENTRY DIMENSIONS.
3. DIMENSIONS IN PARENTHESIS ARE REFERENCE.
4. SEE AMPHENOL SPEC. 349-50584 FOR CABLE STRIPPING AND ASSEMBLY INSTRUCTIONS.
5. DO NOT SCALE THIS DRAWING.
6. UNLESS OTHERWISE SPECIFIED, ALL DIMENSIONS ARE AFTER PLATING.

31-5685		REVISIONS			
DRAWING NO.	REV	DESCRIPTION	DATE	ECO	APPR
THIRD ANGLE PROJ.		OFFICIAL ENG. RELEASE TO MFG.			
	B	ADDED SHEET 2	4/30/96	40747	CPM/DR
	C	SEE SHEET 1 FOR REVISIONS	2-21-97	41711	CPM/DC



MOUNTING PATTERN

UNLESS OTHERWISE SPECIFIED, DIMENSIONS ARE IN INCHES AND TOLERANCES ARE: 2 PLACE DECIMAL ±.015 (0,381 mm) 3 PLACE DECIMAL ±.005 (0,127 mm) ANGLES ± 1'	MATERIAL	DRAWN C. McGRATH	DATE 6/7/95	TITLE TNC PANEL JACK REVERSE INTERFACE FOR MURATA MXYH63XX1530 CABLE & RG 178/U TYPE CABLE	Amphenol Amphenol Corporation RF/Microwave Operations Danbury, Conn. U.S.A. 06810
	REFERENCE EAR #954132-1	ENGINEER D. ROYCE	DATE 4/30/96		
NOTICE - These drawings, specifications, or other data (1) are, and remain the property of Amphenol Corp. (2) must be returned upon request; and (3) are confidential and not to be disclosed to any person other than those to whom they are given by Amphenol Corp. The furnishing of these drawings, specifications, or other data by Amphenol Corp., or to any other person to anyone for any purpose is not to be regarded by implication or otherwise in any manner licensing, granting rights or permission, such holder or any other person to manufacture, use or sell any product, process or design, patented or otherwise, that may in any way be related to or disclosed by said drawings, specifications, or other data.		APPROVED D. ROYCE	DATE 4/30/96	SCALE: 3:1	SHEET 2 OF 2
		CAD FILE H:\DEPT611\TNC\031\ASSY\5685SHT2	CODE ID 74868	DWG SIZE B	DRAWING NO. 31-5685