

Fuse modular terminal block - UK 10-DREHSILA 250 (5X20) - 3005170

Please be informed that the data shown in this PDF Document is generated from our Online Catalog. Please find the complete data in the user's documentation. Our General Terms of Use for Downloads are valid (<http://phoenixcontact.com/download>)




Fuse terminal block for cartridge fuse insert, cross section: 0.5 - 16 mm², AWG: 24 - 6, width: 12 mm, color: black

Why buy this product

- Can be bridged with FBI ... fixed bridge

Key Commercial Data

Packing unit	50 STK
GTIN	 4 017918 091118
GTIN	4017918091118

Technical data

General

Number of levels	1
Number of connections	2
Nominal cross section	16 mm ²
Color	black
Insulating material	PA
Flammability rating according to UL 94	V2
Maximum power dissipation for nominal condition	2.43 W
Fuse	G / 5 x 20
Fuse type	Glass / ceramics / ...
Rated surge voltage	4 kV
Degree of pollution	3
Overvoltage category	III
Insulating material group	I
LED voltage range	110 V AC/DC ... 250 V AC/DC
LED current range	0.5 mA ... 1.1 mA

Fuse modular terminal block - UK 10-DREHSILA 250 (5X20) - 3005170

Technical data

General

Connection in acc. with standard	IEC 60947-7-3
Maximum load current	10 A
Nominal current I_N	10 A
Nominal voltage U_N	500 V
	800 V (As a disconnect terminal block)
Open side panel	No
Oscillation, broadband noise test result	Test passed
Test specification, oscillation, broadband noise	DIN EN 50155 (VDE 0115-200):2008-03
Test spectrum	Service life test category 1, class B, body mounted
Test frequency	$f_1 = 5 \text{ Hz}$ to $f_2 = 150 \text{ Hz}$
ASD level	$1.857 \text{ (m/s}^2\text{)}^2/\text{Hz}$
Acceleration	0,8 g
Test duration per axis	5 h
Test directions	X-, Y- and Z-axis
Shock test result	Test passed
Test specification, shock test	DIN EN 50155 (VDE 0115-200):2008-03
Shock form	Half-sine
Acceleration	5 g
Shock duration	30 ms
Number of shocks per direction	3
Test directions	X-, Y- and Z-axis (pos. and neg.)
Relative insulation material temperature index (Elec., UL 746 B)	130 °C
Temperature index of insulation material (DIN EN 60216-1 (VDE 0304-21))	130 °C
Static insulating material application in cold	-60 °C
Behavior in fire for rail vehicles (DIN 5510-2)	Test passed
Flame test method (DIN EN 60695-11-10)	V0
Oxygen index (DIN EN ISO 4589-2)	>32 %
NF F16-101, NF F10-102 Class I	2
NF F16-101, NF F10-102 Class F	2
Surface flammability NFPA 130 (ASTM E 162)	passed
Specific optical density of smoke NFPA 130 (ASTM E 662)	passed
Smoke gas toxicity NFPA 130 (SMP 800C)	passed
Calorimetric heat release NFPA 130 (ASTM E 1354)	28 MJ/kg
Fire protection for rail vehicles (DIN EN 45545-2) R22	HL 1 - HL 3
Fire protection for rail vehicles (DIN EN 45545-2) R23	HL 1 - HL 3
Fire protection for rail vehicles (DIN EN 45545-2) R24	HL 1 - HL 3
Fire protection for rail vehicles (DIN EN 45545-2) R26	HL 1 - HL 3

Dimensions

Width	12 mm
-------	-------

Fuse modular terminal block - UK 10-DREHSILA 250 (5X20) - 3005170

Technical data

Dimensions

Length	62 mm
Height NS 35/7,5	57.2 mm
Height NS 35/15	64.7 mm
Height NS 32	62.2 mm

Connection data

Conductor cross section solid min.	0.5 mm ²
Conductor cross section solid max.	16 mm ²
Conductor cross section flexible min.	0.5 mm ²
Conductor cross section flexible max.	16 mm ²
Conductor cross section AWG min.	20
Conductor cross section AWG max.	6
Conductor cross section flexible, with ferrule without plastic sleeve min.	0.5 mm ²
Conductor cross section flexible, with ferrule without plastic sleeve max.	10 mm ²
Conductor cross section flexible, with ferrule with plastic sleeve min.	0.5 mm ²
Conductor cross section flexible, with ferrule with plastic sleeve max.	10 mm ²
Cross section with insertion bridge, solid max.	10 mm ²
Cross section with insertion bridge, stranded max.	10 mm ²
2 conductors with same cross section, solid min.	0.5 mm ²
2 conductors with same cross section, solid max.	4 mm ²
2 conductors with same cross section, stranded min.	0.5 mm ²
2 conductors with same cross section, stranded max.	4 mm ²
2 conductors with same cross section, stranded, ferrules without plastic sleeve, min.	0.5 mm ²
2 conductors with same cross section, stranded, ferrules without plastic sleeve, max.	4 mm ²
2 conductors with same cross section, stranded, TWIN ferrules with plastic sleeve, min.	0.5 mm ²
2 conductors with same cross section, stranded, TWIN ferrules with plastic sleeve, max.	10 mm ²
Cross section with insertion bridge, solid max.	10 mm ²
Cross section with insertion bridge, stranded max.	10 mm ²
Connection method	Screw connection
Stripping length	11 mm
Internal cylindrical gage	B6
Screw thread	M4
Tightening torque, min	1.5 Nm
Tightening torque max	1.8 Nm

Standards and Regulations

Connection in acc. with standard	UL
	IEC 60947-7-3
Flammability rating according to UL 94	V2

Fuse modular terminal block - UK 10-DREHSILA 250 (5X20) - 3005170

Technical data

Standards and Regulations

Fire protection for rail vehicles (DIN EN 45545-2) R22	HL 1 - HL 3 HL 1 - HL 3 HL 1 - HL 3 HL 1 - HL 3
Fire protection for rail vehicles (DIN EN 45545-2) R23	HL 1 - HL 3 HL 1 - HL 3 HL 1 - HL 3 HL 1 - HL 3
Fire protection for rail vehicles (DIN EN 45545-2) R24	HL 1 - HL 3 HL 1 - HL 3 HL 1 - HL 3 HL 1 - HL 3
Fire protection for rail vehicles (DIN EN 45545-2) R26	HL 1 - HL 3 HL 1 - HL 3 HL 1 - HL 3 HL 1 - HL 3

Environmental Product Compliance

REACH SVHC	Lead 7439-92-1
China RoHS	Environmentally Friendly Use Period = 50
	For details about hazardous substances go to tab "Downloads", Category "Manufacturer's declaration"

Approvals


Approvals


Approvals

UL Recognized / KEMA-KEUR / IECEE CB Scheme / EAC

Ex Approvals


Approval details

UL Recognized		http://database.ul.com/cgi-bin/XYV/template/LISEXT/1FRAME/index.htm	FILE E 60425
Nominal voltage UN	300 V		
Nominal current IN	20 A		
mm ² /AWG/kcmil	24-6		

KEMA-KEUR		http://www.dekra-certification.com	2188917.01
Nominal voltage UN	800 V		
Nominal current IN	10 A		
mm ² /AWG/kcmil	0.5-16		

Fuse modular terminal block - UK 10-DREHSILA 250 (5X20) - 3005170

Approvals

IECEE CB Scheme		http://www.iecee.org/	NL-39008
Nominal voltage UN		800 V	
Nominal current IN		10 A	
mm ² /AWG/kcmil		0.5-16	

EAC		EAC-Zulassung
-----	---	---------------

Phoenix Contact 2018 © - all rights reserved
<http://www.phoenixcontact.com>

PHOENIX CONTACT GmbH & Co. KG
Flachsmarktstr. 8
32825 Blomberg
Germany
Tel. +49 5235 300
Fax +49 5235 3 41200
<http://www.phoenixcontact.com>