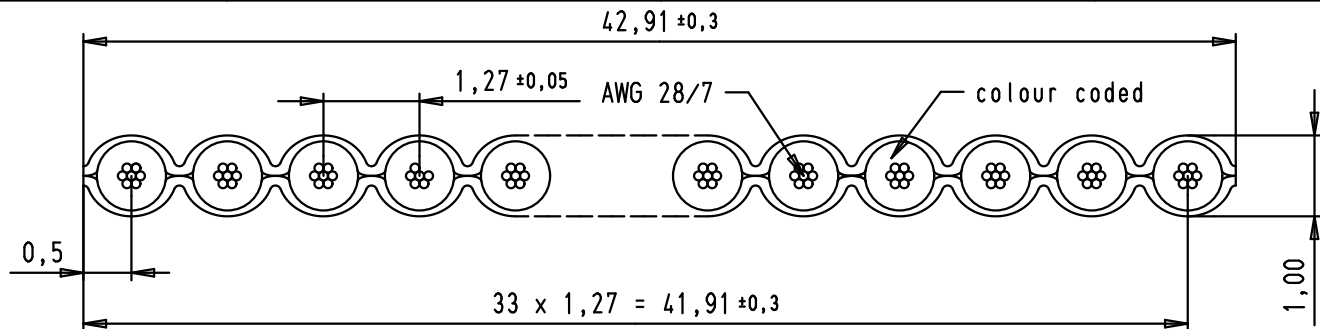


5 4 3 2 1





Wire \_\_\_\_\_ Cu tinned  
 Gauge \_\_\_\_\_ AWG 28/7  
 Voltage rating \_\_\_\_\_ 300 Vr.m.s  
 Current (Max) \_\_\_\_\_ 2,1A  
 Conductor resistance \_\_\_\_\_ 221 mΩ/m  
 Capacity unbalanced \_\_\_\_\_ 42,7 pF/m  
 Impedance unbalanced \_\_\_\_\_ 105 Ω  
 Inductance unbalanced \_\_\_\_\_ 0,68 μH/m  
 Signal delay \_\_\_\_\_ 4,9 ns/m  
 Insulation material \_\_\_\_\_ PVC  
 Temperature rating \_\_\_\_\_ -20°C (operating) to 105°C  
 \_\_\_\_\_ -30°C (static)  
 Flammability rating \_\_\_\_\_ UL: VW1  
 Insulation resistance \_\_\_\_\_ 100 MΩ/km  
 Approval \_\_\_\_\_ UL AWM style 2651

Colour code sequence (in 10 steps):

- brown
- red
- orange
- yellow
- green
- blue
- violet
- grey
- white
- black

A

				Dot.	Name	 All Dim. in mm Orig. Size DIN A 4	SEK 18 Flat cable	Maßstab/ Scale
			Detail.	20/10/05	JMDR		34 poles, length per reel: 30,48 m colour coded, UL 20130, IEC 918	10:1
			Insp.					
EC01446	22/02/10	SC	Stand.					
	33990	14/05/07	PK	HARTING EURL F-95972 Paris			TB 09 18 034 7005	Blatt/ Page
	33246	20/10/05	JMDR					1 1
	Mod.	Dot.	Name				Sub.	