

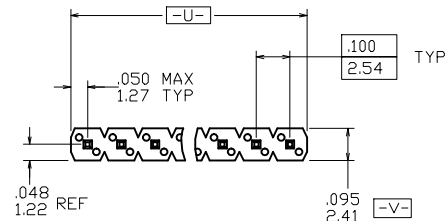
PRODUCT NUMBER
XXXXXXXX-YYHTLF

- LEAD FREE OPTION
SEE NOTE 11& 12
- TUBE PACKAGING OPTION
SEE NOTE 8
- HIGH TEMPERATURE PLASTIC

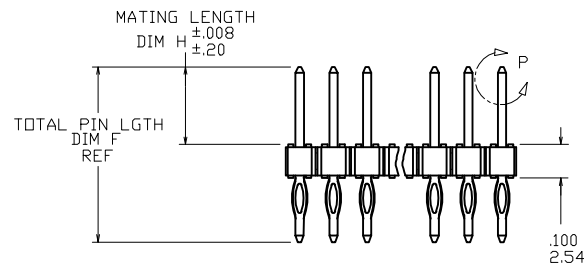
NO OF
POSITIONS
SEE NOTE 1

PIN PLATING
SEE SHEET 2

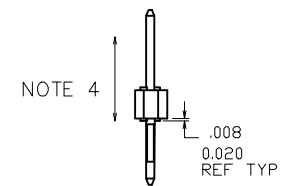
BASE PART NO.



TOP VIEW

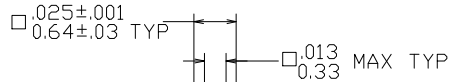


SIDE VIEW



⊕ ∅ .020/.51 (M) U (M) V (S)

NOTE 5



25°±5° TYP
4 SIDES

DETAIL P
TYP BOTH ENDS

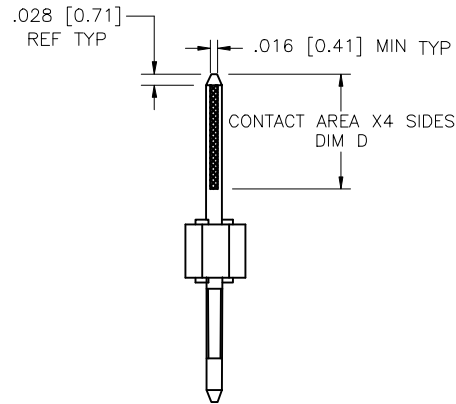
mat'l. code NOTES 2 & 3				surface ISO 1302	tolerance ISO 406 ISO 1101	projection 	product family BERGSTIK
ltr	ecn no	dr	date	tolerances unless otherwise specified		INCH/MM	title BERGSTIK® II EON HEADER .100/2.54cc SR
A	M07-0452	MHT	10/11/07	angles	.XX±.01/XX±0.3		
B	M08-0279	MHT	9/30/08	linear	.XXX±.006/XX±0.13	scale 2:1	dwg no 10083113
				0'±2'	.XXX±.0020/XXX±0.05		sheet 1 of 3 size A3
				dr	M.HERNANDEZ	10/11/07	type Product Customer Drawing
				engr	S.FIERRO	10/11/07	
				chr	S.FIERRO	10/11/07	
				appd	S.FIERRO	10/11/07	
sheet	revision	B	B	B			
index	sheet	1	2	3			

PLATING NUMBER	CONTACT AREA "DIM D" PLATING	PRESS FIT TAIL PLATING
XXXXXXXX-1YYLF	30u"/0.76u Au OVER 50u"/1.27u Ni	40u"/1.02u TIN OVER 50u"/1.27u Ni
XXXXXXXX-2YYLF	15u"/0.38u Au OVER 50u"/1.27u Ni	40u"/1.02u TIN OVER 50u"/1.27u Ni
XXXXXXXX-4YYLF	120u"/3.05u TIN OVER 50u"/1.27u Ni	120u"/3.05u TIN OVER 50u"/1.27u Ni
XXXXXXXX-5YYLF	30u"/0.76u GXT OVER 50u"/1.27u Ni	40u"/1.02u TIN OVER 50u"/1.27u Ni

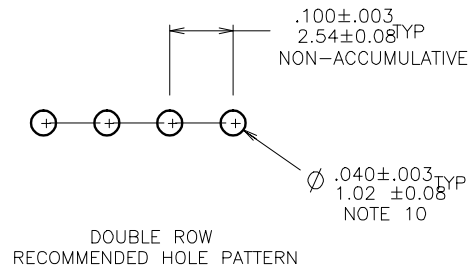
NOTE 13

NOTES

- ① BODY MATERIAL: GLASS FIBER REINFORCED PCT FLAME RETARDENT PER UL-94V-0. COLOR: BLACK.
OR
MINERAL FILLED LCP FLAME RETARDENT PER UL-94V-0. COLOR: BLACK.
- ② PIN MATERIAL: PHOS-BRONZE.
- 3. FINISH: SEE TABLE
- ④ 2 Lbs / 0.9 Kg MIN RETENTION IN EITHER DIRECTION.
- ⑤ MEASURED WITH PART IN RESTRAINED CONDITION.
- ⑥ ANY NUMBER OF POSITIONS FROM 2 THRU 36.
- 7. PACKAGED IN POLY BAGS.
- ⑧ TWELVE DIGIT PART NUMBERS FOLLOWED BY A "T" ARE PACKAGED IN TUBES. SEE SPECIFIC PART NUMBERS FOR AVAILABILITY.
- ⑨ TO ASSURE PROPER INSTALLATION: BERG TOOLING, AS SPECIFIED IN INSTRUCTION MANUAL 166577 MUST BE USED. PIN MATING LENGTH WILL BE $\pm 0.005/0.13$ AFTER INSTALLATION.
- ⑩ $\phi .0453/1.151$ DRILLED HOLE PLATED WITH $.0003/.007$ MIN. Sn OVER $.001/.03$ TO $.003/.08$ Cu. PLATING TO ACHIEVE A $\phi .040 \pm .003/1.02 \pm .08$ HOLE.
- ⑪ PART NUMBERS WITH "LF" SUFFIX ARE LEAD FREE.
- ⑫ THIS PRODUCT MEETS EUROPEAN UNION DIRECTIVES AND OTHER COUNTRY REGULATION AS DESCRIBED IN GS-22-008.
- ⑬ "THIS PRODUCT HAS 100% PURE TIN PLATING IN THE INTERFACE AND HAS NOT BEEN TESTED FOR WHISKER GROWTH IN ALL INTERCONNECT ENVIRONMENTS."



SINGLE ROW
END VIEW



DOUBLE ROW
RECOMMENDED HOLE PATTERN

mat'l code		surface	ISO 1302	tolerance	ISO 406 ISO 1101	projection	product family	BERGSTIK
ltr	ecn no	dr	date	tolerances unless otherwise specified		INCH/MM	title	
B				angles	linear		BERGSTIK® II EON HEADER	
				0° ± 2'	XXX±.01/XX±0.3	scale	.100/2.54cc SR	
					XXX±.005/XX±0.13	2:1	dwg no	
					XXX±.0020/XXX±0.05		sheet 2 of 3 size	
				dr	M.HERNANDEZ	10/11/07	10083113	
				enr	S.FIERRO	10/11/07	A3	
				chr	S.FIERRO	10/11/07	type	
				appd	S.FIERRO	10/11/07	Product Customer Drawing	
sheet	revision							
index	sheet							



Copyright FCJ

PRODUCT NO.	TOTAL PIN LGTH		MATING LENGTH		CONTACT AREA		
	DIM F	DIM F	DIM H	DIM H	DIM D	DIM D	
	ENGLISH	METRIC	ENGLISH	METRIC	ENGLISH	METRIC	PACKAGING
10083113-XYHFLF	.608	15.44	.318	8.08	.200	5.08	POLY/BAGS



Copyright FCJ

mat'l. code		surface ISO 1302	tolerance ISO 406 ISO 1101	projection 	product family BERGSTIK
ltr	ecn no	dr	date	tolerances unless otherwise specified	
B				angles	linear
				0° ± 2'	XXX±.01/XX±0.3 XXX±.006/XX±0.13 XXX±.0020/XXX±0.05
				INCH/MM	scale 2:1
				dr	M.HERNANDEZ 10/11/07
				engr	S.FIERRO 10/11/07
				chr	S.FIERRO 10/11/07
				appd	S.FIERRO 10/11/07
sheet	revision				
index	sheet				
title		BERGSTIK®II EON HEADER		sheet 3 of 3 size A3	
dwg no		10083113		type Product Customer Drawing	