

## High-current terminal block - UKH 240-3L/N - 3076390

Please be informed that the data shown in this PDF Document is generated from our Online Catalog. Please find the complete data in the user's documentation. Our General Terms of Use for Downloads are valid (<http://phoenixcontact.com/download>)



High-current terminal block, Connection method: Screw connection, Number of connections: 8, Number of positions: 4, Cross section: 70 mm<sup>2</sup> - 240 mm<sup>2</sup>, AWG: 2/0 - 500 kcmil, Width: 144 mm, Height: 123.6 mm, Color: gray/blue, Mounting type: NS 35/15, NS 32


The figure shows UKH 150-3L/N

### Why buy this product

- ✓ Reliable cable connection is ensured by three-point centering of the conductor in the prismatic sleeve base
- ✓ Low contact resistance of the contact surface due to ribbing
- ✓ Screw locking by means of spring-loaded elements in the clamping part



### Key Commercial Data

|              |   |
|--------------|---|
| Packing unit | 2 STK   |
| GTIN         | <br>4 046356 653978 |
| GTIN         | 4046356653978   |

### Technical data

#### General

|   |                     |
|---|---------------------|
| Number of positions                             | 4                   |
| Number of levels                                | 1                   |
| Number of connections                           | 8                   |
| Potentials                                      | 4                   |
| Nominal cross section                           | 240 mm <sup>2</sup> |
| Color   | gray/blue           |
| Insulating material                             | PA                  |
| Flammability rating according to UL 94          | V0                  |
| Rated surge voltage                             | 8 kV                |
| Degree of pollution                             | 3                   |
| Overvoltage category                            | III                 |
| Insulating material group                       | I                   |
| Maximum power dissipation for nominal condition | 13.78 W             |

# High-current terminal block - UKH 240-3L/N - 3076390

## Technical data

### General

|   |  |
|---|--|
| Maximum load current  | 415 A (At 240 mm <sup>2</sup> conductor cross section) |
| Nominal current I <sub>N</sub>  | 415 A  |
| Nominal voltage U <sub>N</sub>  | 1000 V   |
| Open side panel   | No   |
| Relative insulation material temperature index (Elec., UL 746 B)        | 130 °C   |
| Temperature index of insulation material (DIN EN 60216-1 (VDE 0304-21)) | 130 °C   |
| Static insulating material application in cold                          | -60 °C   |
| Behavior in fire for rail vehicles (DIN 5510-2)                         | Test passed  |
| Flame test method (DIN EN 60695-11-10)                                  | V0   |
| Oxygen index (DIN EN ISO 4589-2)  | >32 %  |
| NF F16-101, NF F10-102 Class I  | 2  |
| NF F16-101, NF F10-102 Class F  | 2  |
| Surface flammability NFPA 130 (ASTM E 162)                              | passed   |
| Specific optical density of smoke NFPA 130 (ASTM E 662)                 | passed   |
| Smoke gas toxicity NFPA 130 (SMP 800C)                                  | passed   |
| Calorimetric heat release NFPA 130 (ASTM E 1354)                        | 28 MJ/kg   |
| Fire protection for rail vehicles (DIN EN 45545-2) R22                  | HL 1 - HL 3  |
| Fire protection for rail vehicles (DIN EN 45545-2) R23                  | HL 1 - HL 3  |
| Fire protection for rail vehicles (DIN EN 45545-2) R24                  | HL 1 - HL 3  |
| Fire protection for rail vehicles (DIN EN 45545-2) R26                  | HL 1 - HL 3  |

### Dimensions

|                 |          |
|-----------------|----------|
| Width           | 144 mm   |
| Length          | 100 mm   |
| Height          | 123.6 mm |
| Height NS 35/15 | 131.5 mm |
| Height NS 32    | 129 mm   |

### Connection data

|  |  |
|--|--|
| Note                                       | Screws with hexagonal socket   |
| Connection method                          | Screw connection   |
| Connection in acc. with standard           | IEC 60947-7-1  |
| Note                                       | Note: Product releases, connection cross sections and notes on connecting aluminum cables can be found in the download area. |
| Conductor cross section solid min.         | 70 mm <sup>2</sup>   |
| Conductor cross section solid max.         | 240 mm <sup>2</sup>  |
| Conductor cross section AWG min.           | 2/0  |
| Conductor cross section AWG max.           | 500 kcmil  |
| Conductor cross section flexible min.      | 70 mm <sup>2</sup>   |
| Conductor cross section flexible max.      | 240 mm <sup>2</sup>  |
| Min. AWG conductor cross section, flexible | 2/0  |

# High-current terminal block - UKH 240-3L/N - 3076390

## Technical data

### Connection data

|   |                     |
|---|---------------------|
| Max. AWG conductor cross section, flexible  | 500 kcmil           |
| Conductor cross section flexible, with ferrule without plastic sleeve min.            | 70 mm <sup>2</sup>  |
| Conductor cross section flexible, with ferrule without plastic sleeve max.            | 185 mm <sup>2</sup> |
| Conductor cross section flexible, with ferrule with plastic sleeve min.               | 70 mm <sup>2</sup>  |
| Conductor cross section flexible, with ferrule with plastic sleeve max.               | 185 mm <sup>2</sup> |
| Cross section with insertion bridge, solid max.                                       | 240 mm <sup>2</sup> |
| Cross section with insertion bridge, stranded max.                                    | 185 mm <sup>2</sup> |
| 2 conductors with same cross section, solid min.                                      | 35 mm <sup>2</sup>  |
| 2 conductors with same cross section, solid max.                                      | 95 mm <sup>2</sup>  |
| 2 conductors with same cross section, stranded min.                                   | 50 mm <sup>2</sup>  |
| 2 conductors with same cross section, stranded max.                                   | 95 mm <sup>2</sup>  |
| 2 conductors with same cross section, stranded, ferrules without plastic sleeve, min. | 35 mm <sup>2</sup>  |
| 2 conductors with same cross section, stranded, ferrules without plastic sleeve, max. | 50 mm <sup>2</sup>  |
| Cross section with insertion bridge, solid max.                                       | 240 mm <sup>2</sup> |
| Cross section with insertion bridge, stranded max.                                    | 185 mm <sup>2</sup> |
| Stripping length  | 40 mm               |
| Internal cylindrical gage   | B15                 |
| Screw thread  | M10                 |
| Tightening torque, min  | 25 Nm               |
| Tightening torque max   | 30 Nm               |

### Standards and Regulations

|  |               |
|--|---------------|
| Connection in acc. with standard       | UL            |
|  | IEC 60947-7-1 |
| Flammability rating according to UL 94 | V0            |

### Environmental Product Compliance

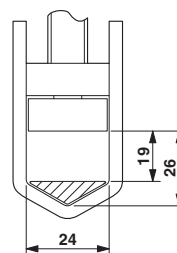
|            |   |
|------------|---|
| China RoHS | Environmentally Friendly Use Period = 50  |
|            | For details about hazardous substances go to tab "Downloads", Category "Manufacturer's declaration" |

## Drawings

Circuit diagram

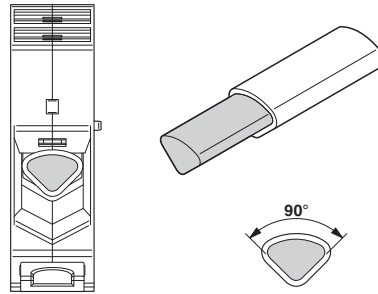


Dimensional drawing



# High-current terminal block - UKH 240-3L/N - 3076390

Schematic diagram



Connecting aluminum cables. Further notes can be found in the download area

## Approvals

### Approvals

Approvals

UL Recognized / EAC

Ex Approvals

### Approval details

|                                |         |   |              |
|--------------------------------|---------|---|--------------|
| UL Recognized                  |         | <a href="http://database.ul.com/cgi-bin/XYV/template/LISEXT/1FRAME/index.htm">http://database.ul.com/cgi-bin/XYV/template/LISEXT/1FRAME/index.htm</a> | FILE E 60425 |
|                                | B       | C   |              |
| mm <sup>2</sup> /AWG/kcmil     | 2/0-500 | 2/0-500   |              |
| Nominal current I <sub>N</sub> | 380 A   | 380 A   |              |
| Nominal voltage U <sub>N</sub> | 600 V   | 600 V   |              |

|     |  |                     |
|-----|--|---------------------|
| EAC |  | 7500651.22.01.00246 |
|-----|--|---------------------|

Phoenix Contact 2017 © - all rights reserved  
<http://www.phoenixcontact.com>

PHOENIX CONTACT GmbH & Co. KG  
Flachmarktstr. 8  
32825 Blomberg  
Germany  
Tel. +49 5235 300  
Fax +49 5235 3 41200  
<http://www.phoenixcontact.com>