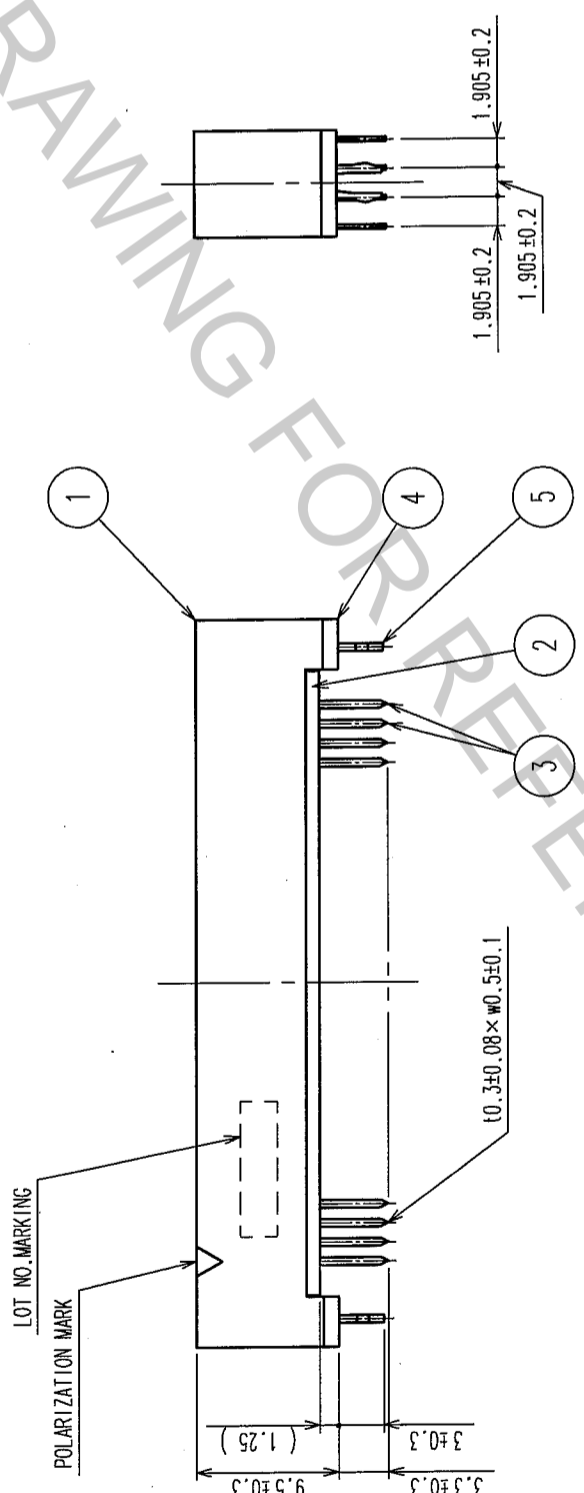
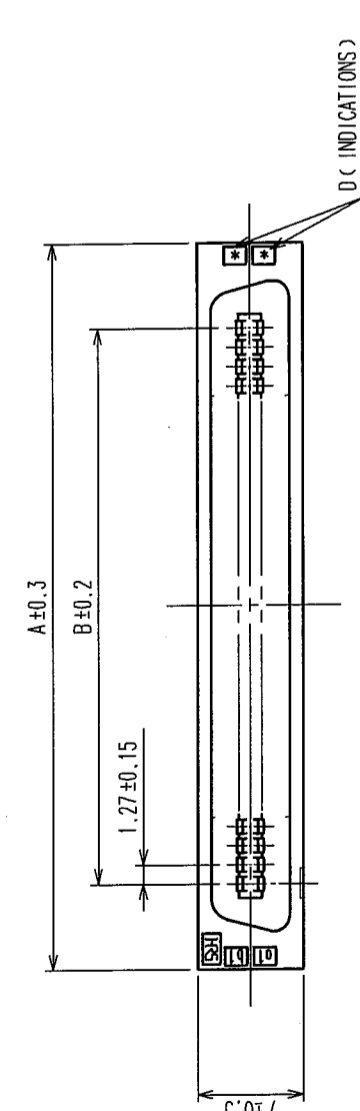
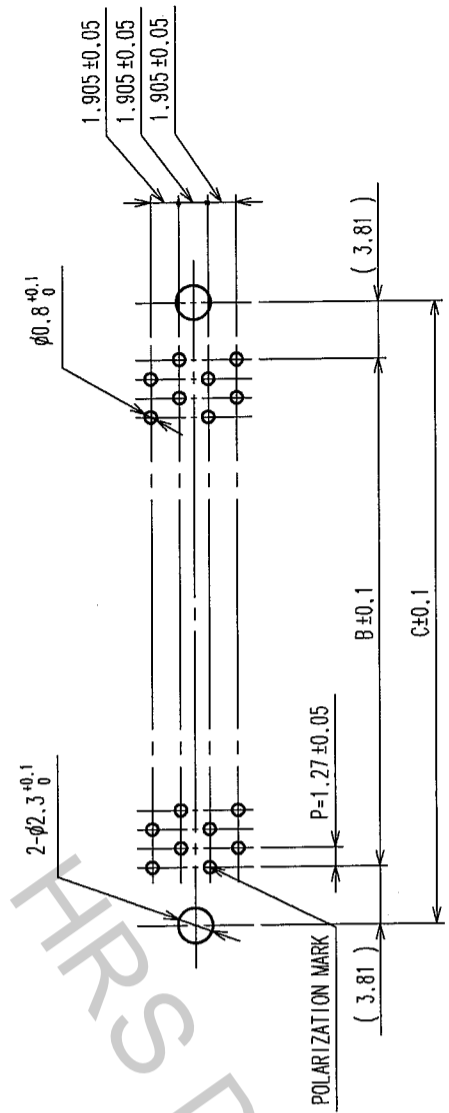


COUNT	DESCRIPTION OF REVISIONS	BY	CHKD	DATE	COUNT	DESCRIPTION OF REVISIONS	BY	CHKD	DATE



RECOMMEND PC BOARD HOLE PATTERN ( MOUNTING SIDE )  
t=1.6



PART No.	CODE No.	2	A	B	C	D
FX2C1-20P-1.27DSAL (71)	CL572-2261-0-71	20	22.75	11.43	19.05	10
FX2C1-32P-1.27DSAL (71)	CL572-2262-2-71	32	30.37	19.05	26.67	16
FX2C1-40P-1.27DSAL (71)	CL572-2263-5-71	40	35.45	24.13	31.75	20
FX2C1-52P-1.27DSAL (71)	CL572-2264-8-71	52	43.07	31.75	39.37	26
FX2C1-60P-1.27DSAL (71)	CL572-2265-0-71	60	48.15	36.83	44.45	30
FX2C1-68P-1.27DSAL (71)	CL572-2266-3-71	68	53.23	41.91	49.53	34
FX2C1-80P-1.27DSAL (71)	CL572-2267-6-71	80	60.85	49.53	57.15	40
FX2C1-100P-1.27DSAL (71)	CL572-2268-9-71	100	73.55	62.23	69.85	50
FX2C1-120P-1.27DSAL (71)	CL572-2269-1-71	120	86.25	74.93	82.55	60

NOTES 1. THE DIMENSIONS IN PARENTHESES ARE FOR REFERENCE.  
2. NUMBER OF PIN.

5	PHOSPHOR BRONZE	TIN-PLATING	3	PHOSPHOR BRONZE	CONTACT AREA: GOLD 0.2μm min
4	POLYAMIDE	BLACK	UL94V-0		DIP AREA: TIN-PLATING 2μm min
1,2	POLYAMIDE	BLACK	UL94V-0		UNDER PLATING: NICKEL 2μm min
NO.	MATERIAL	FINISH, REMARKS	NO.	MATERIAL	FINISH, REMARKS
CODE NO. (OLD)	CL				
DRAWN		DESIGNED		CHECKED	APPROVED
I. OKAYAMA		K. NAKAMURA		H. OKAWA	H. OKAWA
04.06.02		04.06.02		04.06.09	04.06.09
DRAWING NO.		PART NO.			
EDC3-083048-21		FX2C1-**-P-1.27DSAL (71)			
SCALE		CODE NO.			
FREE		CL572			
UNITS		HIROSE ELECTRIC CO., LTD			
MM					

TO	
PCK	