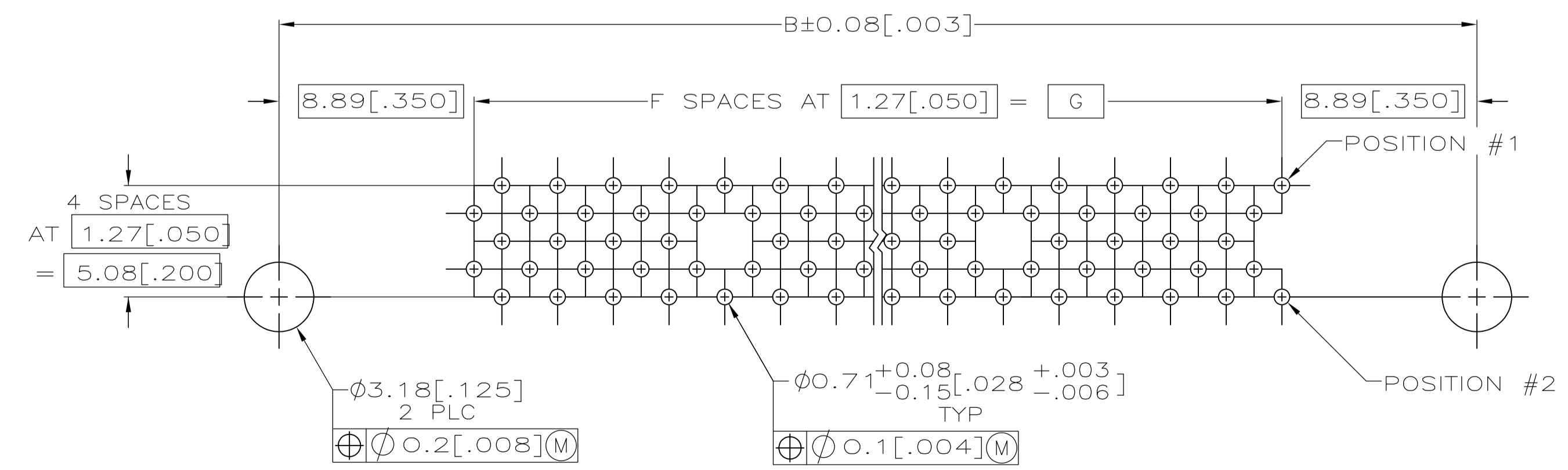
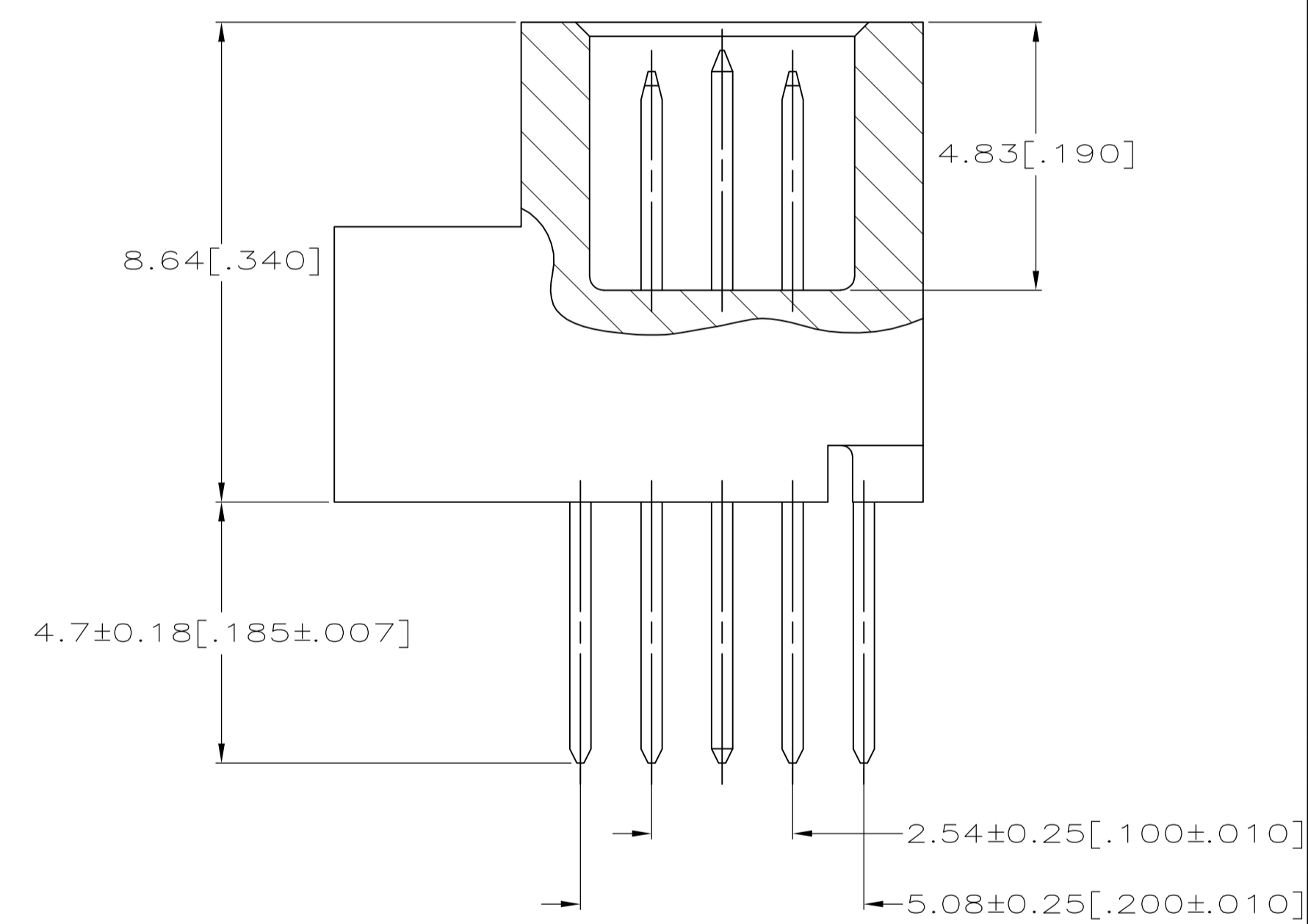
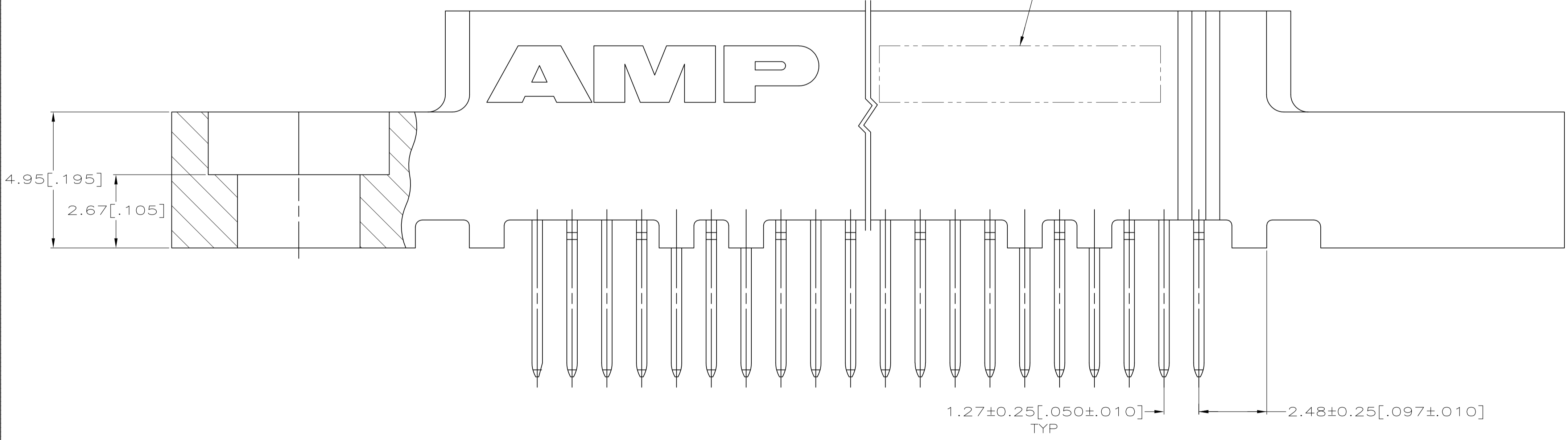


- 1 HOUSING: HIGH TEMPERATURE THERMOPLASTIC, COLOR NATURAL.
PIN CONTACTS: PHOSPHOR BRONZE.
GROUND BUSES: PHOSPHOR BRONZE.
- 2 CONTACTS & GROUND BUSES: 0.00076(0.00030) MIN. GOLD PER ASTM B 488 ON CONTACT AREA, 0.00254-0.00762(0.00100-.00300) MATTE TIN PER ASTM B 545 ON SOLDER TAIL, ALL OVER 0.00127-0.00254(0.00050-.00100) MATTE NICKEL PER SAE AMS-QQ-N-290 ON ENTIRE CONTACT.
- 3 DATE CODE MARKED IN AREA INDICATED.
- 4 ONE GROUND BUS WITH 4 TAILS PER EACH 20 PIN CONTACTS.



151.13 [5.950]	119	153.62 [6.048]	156.08 [6.145]	157.84 [6.214]	168.91 [6.650]	177.8 [7.000]	240	5536305-6
G	F	E	D	C	B	A	NO OF POS	PART NUMBER

THIS DRAWING IS A CONTROLLED DOCUMENT.		DN G. ATTADIA 01-20-05	Tyco Electronics Corporation Harrisburg, PA 17105-3608
DIMENSIONS: INCHES		CHK D. DIXON 01-20-05	
TOLERANCES UNLESS OTHERWISE SPECIFIED:		APVD D. DIXON 01-20-05	NAME: PLUG ASSEMBLY WITH GUIDES, 10.92 [0.430] STACK, 4.7 [0.185] SOLDER TAIL, BOARD TO BOARD, MICRO-STRIP
0 PLC ± -		PRODUCT SPEC 108-1272	
1 PLC ± -		APPLICATION SPEC	SIZE: A1
2 PLC ± -		WEIGHT: -	CAGE CODE: 00779
3 PLC ± 0.13 [0.005]		CUSTOMER DRAWING	DRAWING NO: 5536305
4 PLC ± -		SCALE: 10:1	RESTRICTED TO: -
ANGLES ± -		SHEET: 1 of 1	REV: A