

## Type 1 surge protection plug - F-MS-T1/T2 50 ST - 2800191

Please be informed that the data shown in this PDF Document is generated from our Online Catalog. Please find the complete data in the user's documentation. Our General Terms of Use for Downloads are valid (<http://phoenixcontact.com/download>)



N-PE replacement plug for VAL-MS-T1/T2 335/12.5 plug-in lighting/surge arrester.



### Key commercial data

Packing unit	1 pc
Custom tariff number	85363030
Country of origin	Germany

### Technical data

#### Dimensions

Height	47 mm
Width	17.7 mm
Depth	67.3 mm
Horizontal pitch	1 Div.

#### Ambient conditions

Degree of protection	IP20
Ambient temperature (operation)	-40 °C ... 80 °C

#### General

IEC power supply system	TT
	TN-S
Housing material	PA
Inflammability class according to UL 94	V0
Color	black
Standards for air and creepage distances	DIN EN 60664-1
	EN 61643-11
Mounting type	On base element

# Type 1 surge protection plug - F-MS-T1/T2 50 ST - 2800191

## Technical data

### General

Type	DIN rail module, two-section, divisible
Number of positions	1
Surge protection fault message	Optical
Direction of action	N-PE

### Protective circuit

IEC test classification	I / II
	T1 / T2
EN type	T1 / T2
Nominal voltage $U_N$	240 V AC (230 V AC ... 240 V AC)
Maximum continuous operating voltage $U_C$	264 V AC
Maximum continuous operating voltage $U_C$ (N-PE)	264 V AC
$U_T$ (TOV-proof)	1200 V AC (200 ms / N-PE)
Nominal frequency $f_N$	50 Hz (60 Hz)
Residual current $I_{PE}$	$\leq 2 \mu A$
Standby power consumption $P_C$	0.53 mVA
Max. discharge current $I_{max}$ (8/20) $\mu s$	50 kA
Max. discharge current $I_{max}$ (8/20) $\mu s$ maximum (N-PE)	50 kA
Nominal discharge current $I_n$ (8/20) $\mu s$	50 kA
Nominal discharge current $I_n$ (8/20) $\mu s$ (N-PE)	50 kA
Impulse discharge current (10/350) $\mu s$ charge	25 As
Impulse discharge current (10/350) $\mu s$ , specific energy	625 kJ/ $\Omega$
Impulse discharge current (10/350) $\mu s$ , peak value $I_{imp}$	50 kA
Front of wave sparkover voltage at 6 kV (1.2/50) $\mu s$ (N-PE)	$\leq 1.7$ kV
Voltage protection level $U_p$	$\leq 1.7$ kV
Voltage protection level $U_p$ (N-PE)	$\leq 1.7$ kV
Residual voltage	$\leq 0.5$ kV (at 5 kA)
Residual voltage (N-PE)	$\leq 0.6$ kV (at $I_n$ )
	$\leq 0.5$ kV (at 10 kA)
	$\leq 0.5$ kV (at 5 kA)
	$\leq 0.4$ kV (at 3 kA)
Response time	$\leq 100$ ns
Response time (N-PE)	$\leq 100$ ns
Follow current quenching capacity $I_f$ (N-PE)	100 A (264 V AC)

### Connection, protective circuit

Connection type IN	FLASHTRAB/VALVETRAB plug-in system
Connection type OUT	FLASHTRAB/VALVETRAB plug-in system

# Type 1 surge protection plug - F-MS-T1/T2 50 ST - 2800191

## Technical data

### Standards and Regulations

Standards/regulations	IEC 61643-1 2005
	EN 61643-11/A11 2007

## Classifications

### eCl@ss

eCl@ss 4.0	27140201
eCl@ss 4.1	27130801
eCl@ss 5.0	27130801
eCl@ss 5.1	27130801
eCl@ss 6.0	27130802
eCl@ss 7.0	27130802
eCl@ss 8.0	27130802

### ETIM

ETIM 2.0	EC000941
ETIM 3.0	EC000941
ETIM 4.0	EC000381
ETIM 5.0	EC000381

### UNSPSC

UNSPSC 6.01	30212010
UNSPSC 7.0901	39121610
UNSPSC 11	39121610
UNSPSC 12.01	39121610
UNSPSC 13.2	39121620

## Approvals

### Approvals

---

#### Approvals

KEMA-KEUR / GL / UL Recognized / cUL Recognized / ÖVE / cULus Recognized

---

#### Ex Approvals




---

# Type 1 surge protection plug - F-MS-T1/T2 50 ST - 2800191

## Approvals

Approvals submitted

### Approval details



## Drawings

Dimensioned drawing

