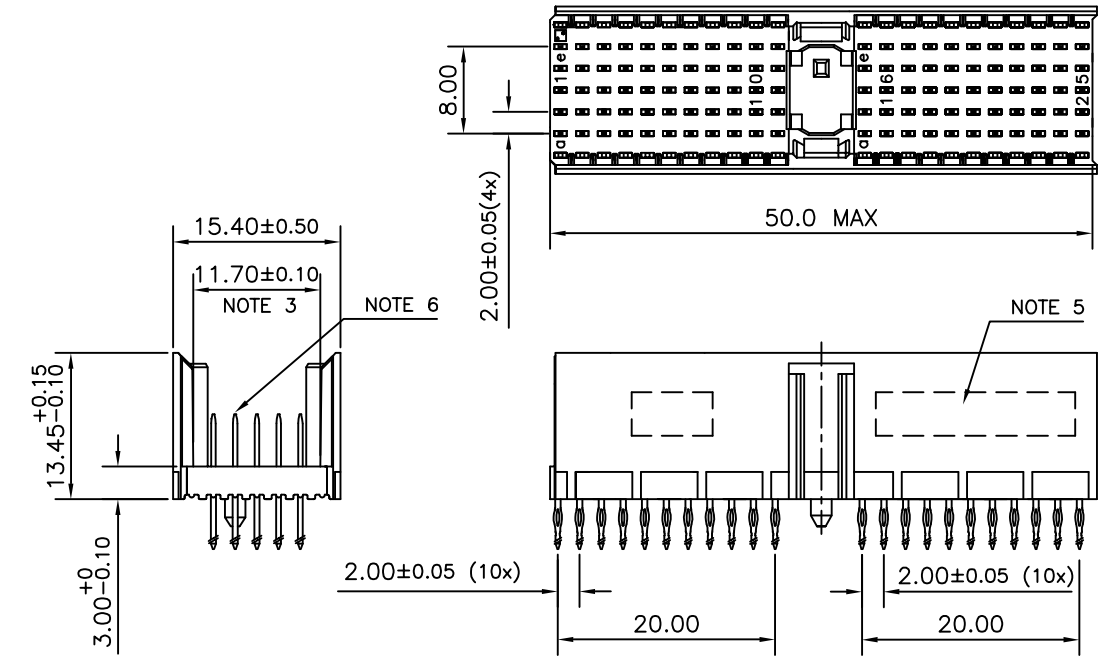


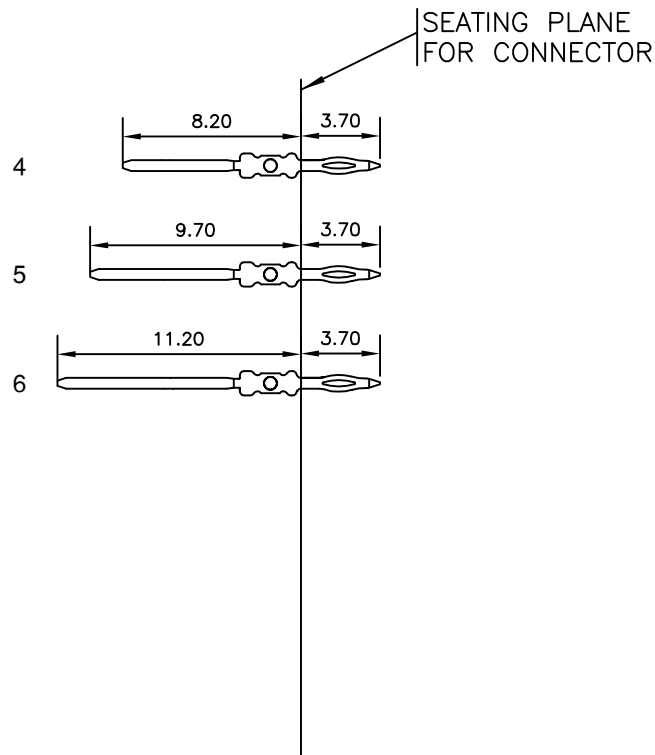
LOADING PATTERN MATING SIDE

f	0	0	0	0	0	0	0	0	0	0	0	0	0	0	0	0	0	0	0	0
e	4	4	4	4	4	4	4	4	4	4	4	4	4	4	6	6	6	6	6	6
d	4	4	4	4	4	4	4	4	4	4	4	4	4	4	6	6	6	6	6	6
c	4	4	4	4	4	4	4	4	4	4	4	4	4	4	6	6	6	6	6	6
b	4	4	4	4	4	4	4	4	4	4	4	4	4	4	5	5	5	5	5	5
a	4	4	4	4	4	4	4	4	4	4	4	4	4	4	6	6	6	6	6	6
z	0	0	0	0	0	0	0	0	0	0	0	0	0	0	0	0	0	0	0	0
P	0	0	0	0	0	0	0	0	0	0	0	0	0	0	0	0	0	0	0	0
S	1	5	0	5	1	0	5	1	0	2	0	5	1	0	2	0	5	1	0	2

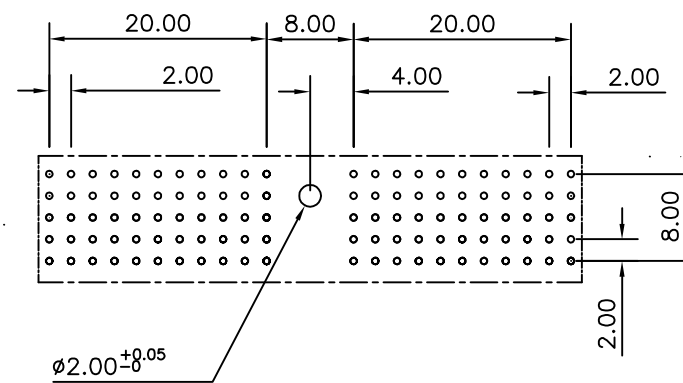
LOADED CONNECTOR ASSEMBLY
(FOR EXAMPLE)



CONTACT OVERVIEW



LAY-OUT P.C.B.-HOLE



HM2P07PDT130 **LEAD FREE INDICATOR : LF = LEAD FREE (DIGIT 15 & 16)**
PLATING CODE (DIGIT 13 AND 14)
(REF DRW NO. BS,C , 201844 , 003)

NOTES

- THIS PRODUCT IS CSA APPROVED.
 - THIS PRODUCT IS UL RECOGNIZED.
 - MEASURED AT THE BOTTOM.
 - MATERIAL CONTACT: PHOSPHORBRONZE
HOUSING: CREAM WHITE GLASS FILLED POLYESTER UL-94V0
 - CONNECTOR PRINTED WITH P/N AND DATE CODE.
 - FOR ACTUAL CONTACT LOADINGS, SEE LOADING PATTERN MATING SIDE.
 - SHAPE OF CONNECTOR HOUSING CAN ALTER DEPENDING ON PRODUCTION LOCATION
 - THE PRODUCT (LF) MEETS EUROPEAN UNION DIRECTIVES AND OTHER COUNTRY REGULATIONS AS DESCRIBED IN GS-22-008
 - FOR RECOMMENDED PTH DIMENSIONS REFER DRAWING : BS, A , 201572 , 001
- CATALOG NO: HM2P07PDT130----

mat'l. code SEE NOTE 4		surface ISO 1302 ✓	tolerance ISO 406 ISO 1101	projection MM	product family MILLIPACS
ltr	ecn no	dr	date	tolerances unless otherwise specified	title
A	I05-0253	MINI	2005-11-24	angles linear .0±0.2	MPACS 5+2R STR HDR PF CONN TYPE A
B	I06-0131	MINI	2006-07-26	0°±1° .00±0.1	
sheet index		revision sheet	B 1	dr engr chr appd	scale -
sheet index		revision sheet	B 1	MINI K VANDANATH BIJU K PAUL BIJU K PAUL BIJU K PAUL	2005-11-24 2005-11-24 2006-07-26 2006-07-26
sheet index		revision sheet	B 1	type Product Customer Drawing	