

# Feed-through terminal block - HDFK 10-VP - 0709110

Please be informed that the data shown in this PDF Document is generated from our Online Catalog. Please find the complete data in the user's documentation. Our General Terms of Use for Downloads are valid (<http://download.phoenixcontact.com>)



Feed-through terminal block, Connection method: Screw connection, Load current : 76 A, Cross section: 0.5 mm<sup>2</sup> - 16 mm<sup>2</sup>, AWG 20 - 8, Connection direction of the conductor to plug-in direction: 0 °, Width: 10.1 mm, Color: gray



## Key commercial data

Packing unit	1
Minimum order quantity	50
Catalog page	Page 634 (CC-2009)
GTIN	 4 017918 004934
Custom tariff number	85369010
Country of origin	GREECE

## Technical data

### General

Number of levels	1
Number of connections	2
Color	gray
Insulating material	PA
Inflammability class according to UL 94	V0

### Dimensions

Width	10.1 mm
Length	42.8 mm

### Technical data

Rated surge voltage	6 kV
Pollution degree	3
Surge voltage category	III
Insulating material group	I
Connection in acc. with standard	IEC 60947-7-1
Nominal current I <sub>N</sub>	57 A
Nominal voltage U <sub>N</sub>	400 V (With metal panels of 1 mm ... 2.5 mm)

# Feed-through terminal block - HDFK 10-VP - 0709110

## Technical data

### Technical data

Nominal voltage UN	250 V (With metal panels over 2.5 mm ... 4 mm)
Nominal voltage UN	400 V (With plastic panels of 1 mm ... 4 mm)
Open side panel	nein

### Connection data

Conductor cross section solid min.	0.5 mm <sup>2</sup>
Conductor cross section solid max.	16 mm <sup>2</sup>
Conductor cross section stranded min.	0.5 mm <sup>2</sup>
Conductor cross section stranded max.	10 mm <sup>2</sup>
Conductor cross section AWG/kcmil min.	20
Conductor cross section AWG/kcmil max	6
Conductor cross section stranded, with ferrule without plastic sleeve min.	0.5 mm <sup>2</sup>
Conductor cross section stranded, with ferrule without plastic sleeve max.	10 mm <sup>2</sup>
Conductor cross section stranded, with ferrule with plastic sleeve min.	0.5 mm <sup>2</sup>
Conductor cross section stranded, with ferrule with plastic sleeve max.	10 mm <sup>2</sup>
2 conductors with same cross section, solid min.	0.5 mm <sup>2</sup>
2 conductors with same cross section, solid max.	4 mm <sup>2</sup>
2 conductors with same cross section, stranded min.	0.5 mm <sup>2</sup>
2 conductors with same cross section, stranded max.	4 mm <sup>2</sup>
2 conductors with same cross section, stranded, ferrules without plastic sleeve, min.	0.5 mm <sup>2</sup>
2 conductors with same cross section, stranded, ferrules without plastic sleeve, max.	2.5 mm <sup>2</sup>
2 conductors with same cross section, stranded, TWIN ferrules with plastic sleeve, min.	0.5 mm <sup>2</sup>
2 conductors with same cross section, stranded, TWIN ferrules with plastic sleeve, max.	6 mm <sup>2</sup>
Cross section with insertion bridge, solid max.	10 mm <sup>2</sup>
Cross section with insertion bridge, stranded max.	10 mm <sup>2</sup>
Connection method	Screw connection
Stripping length	11 mm
Internal cylindrical gage	B 6
Screw thread	M4
Tightening torque, min	1.5 Nm
Tightening torque max	1.8 Nm

## Classifications

### eclass

eCl@ss 4.0	27141131
eCl@ss 4.1	27141131
eCl@ss 5.0	27141134

# Feed-through terminal block - HDFK 10-VP - 0709110

## Classifications

### eclass

eCl@ss 5.1	27141134
eCl@ss 6.0	27141134
eCl@ss 7.0	27141134

### etim

ETIM 2.0	EC001283
ETIM 3.0	EC001283
ETIM 4.0	EC001283
ETIM 5.0	EC001283

### unspsc

UNSPSC 6.01	30211811
UNSPSC 7.0901	39121410
UNSPSC 11	39121410
UNSPSC 12.01	39121410
UNSPSC 13.2	39121410

## Approvals

### Approvals

---

#### Approvals

CSA / UL Recognized / KEMA-KEUR / cUL Recognized / GOST / PRS / IECCEB CB Scheme / GOST / cULus Recognized

---


#### Ex Approvals

---

#### Approvals submitted


---

### Approval details


CSA 	
mm <sup>2</sup> /AWG/kcmil	22-6
Nominal current I <sub>N</sub>	65 A
Nominal voltage U <sub>N</sub>	300 V

# Feed-through terminal block - HDFK 10-VP - 0709110


## Approvals

UL Recognized 

mm <sup>2</sup> /AWG/kcmil	24-6
Nominal current I <sub>N</sub>	65 A
Nominal voltage U <sub>N</sub>	300 V

KEMA-KEUR 

mm <sup>2</sup> /AWG/kcmil	10
Nominal current I <sub>N</sub>	57 A
Nominal voltage U <sub>N</sub>	250 V

cUL Recognized 

mm <sup>2</sup> /AWG/kcmil	24-6
Nominal current I <sub>N</sub>	65 A
Nominal voltage U <sub>N</sub>	300 V

GOST 

PRS

IECEE CB Scheme

mm <sup>2</sup> /AWG/kcmil	10
Nominal current I <sub>N</sub>	57 A
Nominal voltage U <sub>N</sub>	250 V

GOST 

cULus Recognized 

## Feed-through terminal block - HDFK 10-VP - 0709110

### Accessories

#### Accessories

#### Bridges

Insertion bridge - EB 2-10 - 0203153



Insertion bridge, Number of positions: 2, Color: gray

---

Insertion bridge - EB 3-10 - 0203328



Insertion bridge, Number of positions: 3, Color: gray

---

Insertion bridge - EB 10-10 - 0203137



Insertion bridge, Number of positions: 10, Color: gray

---

### Tools

Screwdriver - SZS 1,0X4,0 VDE - 1205066



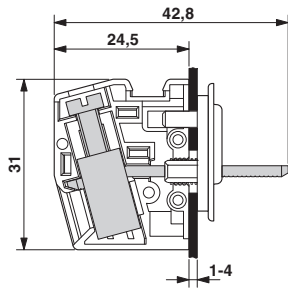
Screwdriver, bladed, VDE insulated, size: 1.0 x 4.0 x 100 mm, 2-component grip, with non-slip grip

---

### Drawings

# Feed-through terminal block - HDFK 10-VP - 0709110

Dimensioned drawing



Dimensioned drawing

