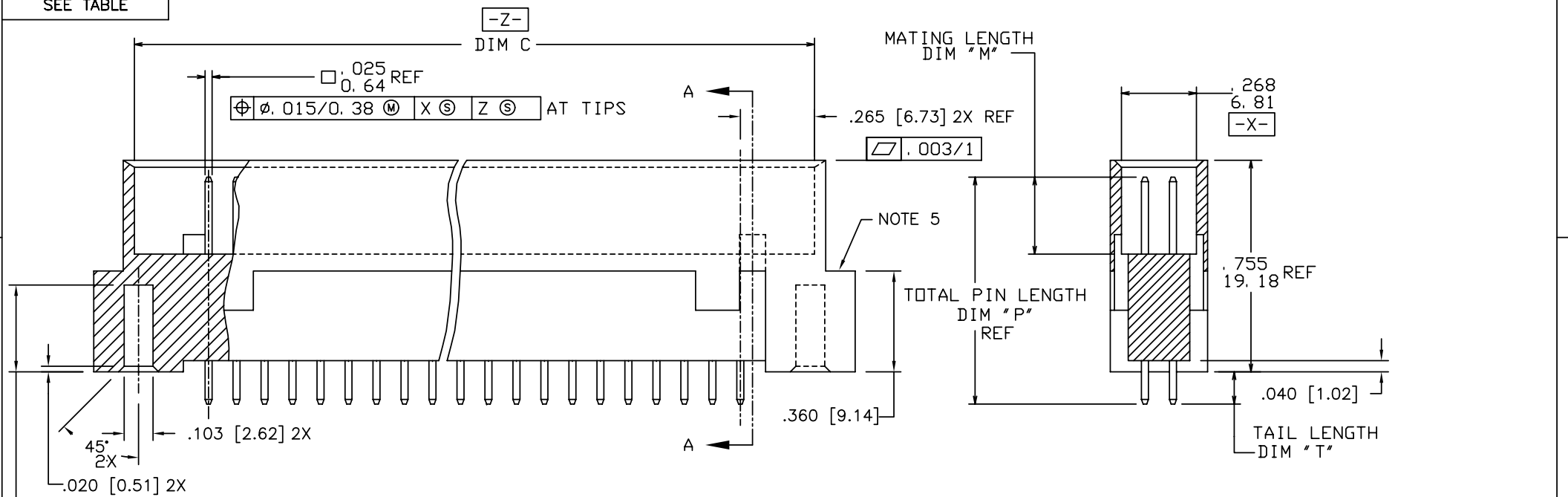
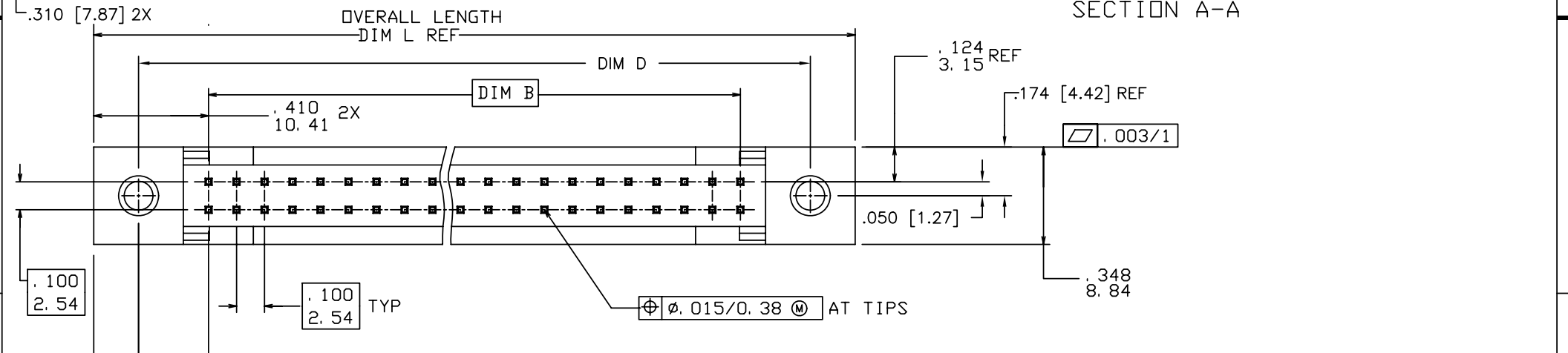


PRODUCT NUMBER
SEE TABLE



SECTION A-A

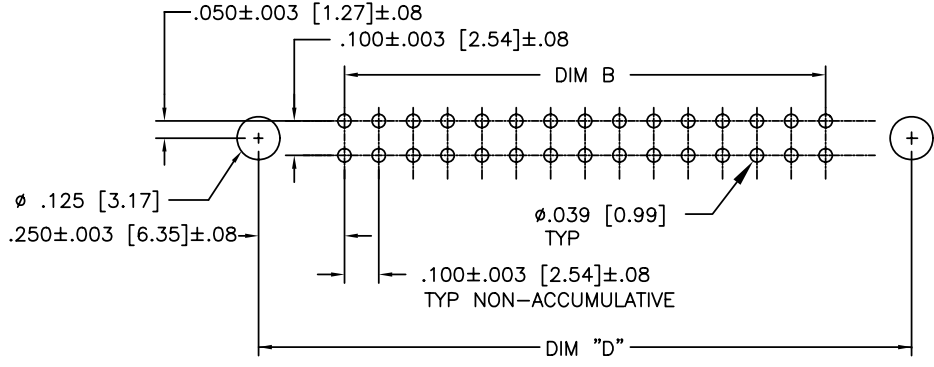
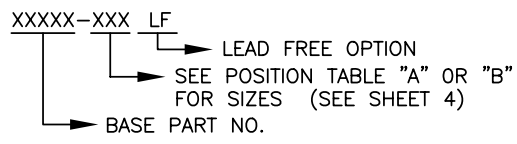


mat'l. code		surface		tolerance		projection		product family	
NOTE 2 AND 3		ISO 1302 ✓		ISO 406 ISO 1101				HEADERS	
ltr ecn no dr		date		tolerances unless otherwise specified				title	
H	V22947	JWB	7/27/94	.XX±.01/.3		INCH/MM		VERTICAL STACKING 2-ROW HEADER	
J	V50976	MDF	8/5/95	.XXX±.005/.13		scale 2:1		.755/19.18 WITH MOUNTING HOLES	
K	V71450	HTB	10/7/97	.000±.0020/.051				dwg no	
L	M05-0089	ERE	5/20/05	chr M. FETROW		8/5/95		sheet of 4 size	
M	M07-0116	AGS	2/19/07	engr L. FYE		8/5/95		67746	
N	ELX-N-18436	Henry	07/31/14	chr T. BREWBAKER		8/5/95		A3	
sheet		revision		appd		L. FYE		8/5/95	
index		sheet		N		N		N	
		1 2		3 4					

POSITION TABLE "A"	
PRODUCT NO	SIZE
XXXXX-001	2X5
-002	2X6
-003	2X7
-004	2X8
-005	2X9
-006	2X10
-007	2X11
-008	2X12
-009	2X13
-010	2X14
-011	2X15
-012	2X16
-013	2X17
-014	2X18
-015	2X19
-016	2X20
-017	2X21
-018	2X22
-019	2X23
-020	2X24
-021	2X25
-022	2X26
-023	2X27
-024	2X28
-025	2X29
-026	2X30
-027	2X31
-028	2X32
-029	2X33
-030	2X34
-031	2X35
XXXXX-032	2X36

POSITION TABLE "B"	
PRODUCT NO	SIZE
XXXXX-001	2X20
-002	2X26
-003	2X5
-004	2X6
-005	2X7
-006	2X8
-007	2X9
-008	2X10
-009	2X11
-010	2X12
-011	2X13
-012	2X14
-013	2X15
-014	2X16
-015	2X17
-016	2X18
-017	2X19
-018	2X18
-019	2X19
-020	2X21
-021	2X21
-022	2X21
-023	2X21
-024	2X21
-025	2X21
-026	2X21
-027	2X21
-028	2X21
-029	2X21
-030	2X21
-031	2X21
XXXXX-032	2X36

PART NUMBER INFORMATION



RECOMMENDED PC BOARD LAYOUT
SCALE 2/1

NOTES

- DIM B = (NO OF COLUMNS - 1) TIMES .100 (ENGLISH)
(NO OF COLUMNS - 1) TIMES 2.54 (METRIC)
- MOLDING MATERIAL: 20% MIN GLASS FILLED NYLON PER UL 94V-0.
COLOR: BLACK, OXYGEN INDEX 36.
- TERMINAL MATERIAL: 3/4 HARD PHOS BRONZE ALLOY UNS C51000.
- PIN RETENTION TO BE 3 LBS./1.4 KGS MINIMUM PER PIN IN EITHER DIRECTION.
- BERG LOGO TO BE MOLDED IN APPROX LOCATION SHOWN.
- ASSEMBLY IS UL AND CSA APPROVED.
- ADD "LF" SUFFIX AT THE END OF PART NUMBER FOR LEAD FREE OPTION.
- THE HOUSING WILL WITHSTAND EXPOSURE TO 260°C PEAK TEMPERATURE FOR 15 SECONDS IN A WAVE SOLDER APPLICATION WITH A 1.5mm MINIMUM THICK CIRCUIT BOARD. SEE APPLICATION NOTES/PROCEDURES IF THEY ARE AVAILABLE.
- IF "LF" P/N THE PRODUCT MEETS EUROPEAN UNION DIRECTIVES AND OTHER COUNTRY REGULATION AS DESCRIBED IN GS-22-008.
- PLATING OPTIONS:
MAY BE EITHER GOLD OR GXT PLATED AT MANUFACTURER'S OPTION.

mat'l code	surface	tolerance	projection	product family
NOTE 2 AND 3	ISO 1302 ✓	ISO 406 ISO 1101		HEADERS
ltr/ecn no/dt	date	tolerances unless otherwise specified	INCH/MM	title
N		angles 0°±2'	linear .XX±.01/.3 .XXX±.005/.13 .XXXX±.0020/.051	VERTICAL STACKING 2-ROW HEADER .755/19.18 WITH MOUNTING HOLES
dr	M. FETROW	8/5/95		dwg no
enr	L. FYE	8/5/95		67746
chr	T. BREWBAKER	8/5/95		sheet 2 of 4 size A3
appd	L. FYE	8/5/95		type Product Customer Drawing
sheet index	revision sheet			



Copyright FCI

1

2 3

4

5

6

PRODUCT NO NOTE 7	TERMINAL PLATING (NOTE 10)
67746-XXX	15u"/0.38u MIN Au OVER 50u"/1.27u Ni.
68582-XXX	30u"/0.76u MIN GXT™ OVER 50u"/1.27u Ni.
69208-XXX	120u"/3.05u MIN 93/7 SnPb OVER 50u"/1.27u Ni.
69210-XXX	15u"/0.38u MIN GXT™ OVER 50u"/1.27u MIN Ni.
A 69687-XXX	30u"/0.76u MIN Au OVER 50u"/1.27u Ni.
69962-XXX	DUPLEX { CONTACT: 15u"/0.38u MIN Au OVER 50u"/1.27u Ni. TAIL: 100u"/2.54u MIN PURE Sn OVER 50u"/1.27u Ni.
69966-XXX	DUPLEX { CONTACT: 30u"/0.76u MIN Au OVER 50u"/1.27u Ni. TAIL: 100u"/2.54u MIN PURE Sn OVER 50u"/1.27u Ni.

B

C

D

A

B

C

D



Copyright FCI

mat'l. code NOTE 2 AND 3	surface ISO 1302 ✓	tolerance ISO 406 ISO 1101	projection 	product family HEADERS
ltr/ecn no/dr	date	tolerances unless otherwise specified		title VERTICAL STACKING 2-ROW HEADER .755/19.18 WITH MOUNTING HOLES
N		angles 0°±2'	line XXX±.005/.13 XXXX±.0020/.051	scale 2:1
dr	M. FETROW	8/5/95		dwg no 67746
engr	L. FYE	8/5/95		sheet 3 of 4
chr	T. BREWBAKER	8/5/95		size A3
appd	L. FYE	8/5/95		type Product Customer Drawing
sheet index	revision sheet			

PRODUCT NO NOTE 7	SIZE	DIM "B"	DIM "C"	DIM "D"	DIM "L"	TAIL LENGTH DIM "T"	MATING LENGTH DIM "M"	TOTAL PIN LENGTH DIM "P"
67746-XXX	SEE POS. TABLE "B"	NOTE 1	DIM "B" + .530/13.46	DIM "B" + .500/12.70	DIM "B" + .820/20.83	.103/2.62 MIN .130/3.30 MAX	.275±.010 6.98±0.25	.810/20.57
68582-XXX	SEE POS. TABLE "B"	NOTE 1	DIM "B" + .530/13.46	DIM "B" + .500/12.70	DIM "B" + .820/20.83	.103/2.62 MIN .130/3.30 MAX	.275±.010 6.98±0.25	.810/20.57
69208-XXX	SEE POS. TABLE "B"	NOTE 1	DIM "B" + .530/13.46	DIM "B" + .500/12.70	DIM "B" + .820/20.83	.103/2.62 MIN .130/3.30 MAX	.275±.010 6.98±0.25	.810/20.57
69210-XXX	SEE POS. TABLE "A"	NOTE 1	DIM "B" + .530/13.46	DIM "B" + .500/12.70	DIM "B" + .820/20.83	.103/2.62 MIN .130/3.30 MAX	.275±.010 6.98±0.25	.810/20.57
69687-XXX	SEE POS. TABLE "B"	NOTE 1	DIM "B" + .530/13.46	DIM "B" + .500/12.70	DIM "B" + .820/20.83	.103/2.62 MIN .130/3.30 MAX	.275±.010 6.98±0.25	.810/20.57
69962-XXX	SEE POS. TABLE "A"	NOTE 1	DIM "B" + .530/13.46	DIM "B" + .500/12.70	DIM "B" + .820/20.83	.103/2.62 MIN .130/3.30 MAX	.275±.010 6.98±0.25	.810/20.57
69966-XXX	SEE POS. TABLE "A"	NOTE 1	DIM "B" + .530/13.46	DIM "B" + .500/12.70	DIM "B" + .820/20.83	.103/2.62 MIN .130/3.30 MAX	.275±.010 6.98±0.25	.810/20.57

FCI
FCIconnect.com

Copyright FCI

mat'l. code NOTE 2 AND 3	surface ISO 1302 ✓	tolerance ISO 406 ISO 1101	projection 	product family HEADERS
ltr/ecn no/dt	date	tolerances unless otherwise specified		title
N		angles 0°±2'	INCH/MM	VERTICAL STACKING 2-ROW HEADER .755/19.18 WITH MOUNTING HOLES
		linea .XX±.01/.3 .XXX±.005/.13 .XXXX±.0020/.051	scale 2:1	dwg no 67746
	dr M. FETROW	8/5/95		shee# of 4 A3
	enr L. FYE	8/5/95		type Product Customer Drawing
	chr T. BREWBAKER	8/5/95		
	app L. FYE	8/5/95		
sheet index	revision sheet			