Dual-In-Line Series 760/761



60% Greater Surface Area Available For Resistor Circuitry With CTS Products

- Solid ceramic substrate
- Low height profile
- .100" lead spacing
- High overload capabilities
- 8, 14, 16 and 18 pin constructions
- Compatible with automatic insertion equipment
- High power capabilities

Resistance Range:
Standard: 10Ω to 1 MegΩ
Special: below 10Ω and above 1 MegΩ

Resistance Tolerance:
Standard: ±2% or 0.5Ω
Special: ±0.25%, or 0.25Ω (whichever is greater)

Maximum Operating Voltage:
100V not to exceed rated power

Temperature Coefficient:
Standard: 100Ω to 1 MegΩ
±100PPM/°C typical
10Ω to 99Ω
±200PPM/°C typical
Tracking: Available to 50PPM/°C with same formulation and on same side of substrate.

Operating Temperature Range
-55°C to +125°C

Dielectric Strength
200 VAC

Resistance Matching (2 like resistors):
Special: 50Ω to 100KΩ: 0.5% or 0.5Ω (whichever is greater)
100KΩ to 500KΩ: 1%
500KΩ to 1 MegΩ: ±2.5%

Ratio Matching:
Special: 50Ω to 100Ω: ±1.0%
100Ω to 100KΩ: ±0.5%
100KΩ to 1 MegΩ: ±2%

Multiple ratio matching available upon engineering approval.

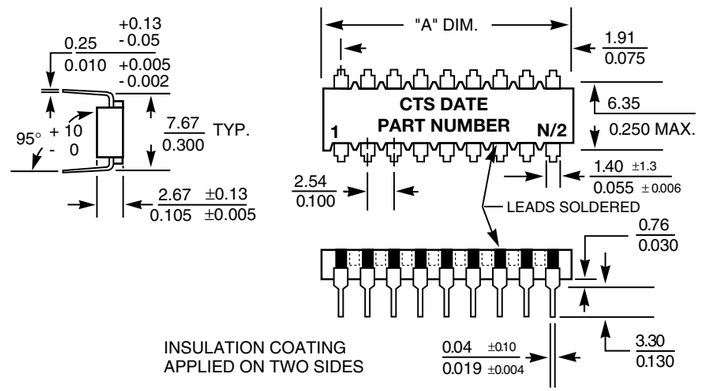

NOTES:
1. General Tolerances mm ±0.25
inch ±0.010
2. Dimensions are mm/in.

Number Pins	"A" Dimension ±0.25/0.010	Package Power @25°C	Package Power @70°C
8	11.43/0.450	1.8 W	1.2 W
14	19.05/0.750	3.0 W	2.0 W
16	21.59/0.850	3.4 W	2.3 W
18	24.13/0.950	3.7 W	2.5 W
Schematic		**Resistor Power @25°C**	**Resistor Power @70°C**
1, 5		0.22 W	0.15 W
3		0.45 W	0.30 W

Application Notes	pages 32-33
Power Derating	page 45
Land Patterns	pages 46-47
Packaging	pages 48-49
Environmental Performance Specifications	pages 50-51

Bussed CTS Schematic 1

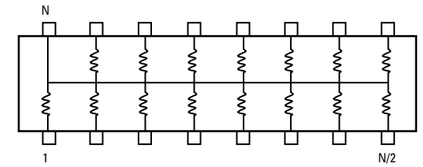

Isolated CTS Schematic 3

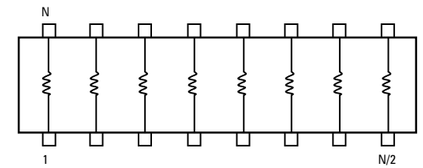

Dual Terminator CTS Schematic 5

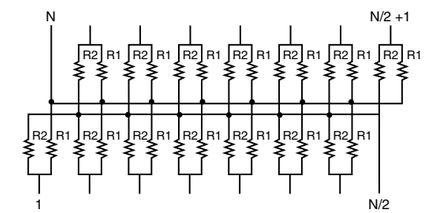

(Ohms)	(Ohms)
10	2700
12	3300
15	3900
18	4700
22	5100
27	5600
33	6800
39	8200
47	10000
51	11000
56	12000
68	15000
82	18000
100	22000
110	27000
120	33000
150	39000
180	47000
200	56000
220	68000
270	82000
330	100000
390	110000
470	120000
510	150000
560	180000
680	220000
820	270000
1000	330000
1100	390000
1200	470000
1500	560000
1800	680000
2000	820000
2200	1000000

How to Order Series 760/761 Standard Products

Application specific custom products are marked with either a customer part number or a non-descriptive CTS part number. Send documentation to a CTS Sales Office giving schematic, resistor values and tolerance, and other non-standard information. See page 32-33 for application notes.

760 3 R 4.7K

- **760**: Series 760 - 14 Pin; Series 761 - 16 Pin
- **3**: Schematic 1 Bussed; 3 Isolated; 5 Dual Terminator
- **R**: Prefix
- **4.7K**: Resistance Value Schematic 1, 3; Resistance Value Schematic 5; Example 220/330 = 220Ω/330Ω; All standard part numbers are ±2%

NOTE: No dashes or spaces to appear in part number. | **Example:** 7603R4.7K | See page 45 for part marking information.