

SMD Power Inductor CDH115



Halogen Free



Description

- Ferrite drum core construction.
- Magnetically unshielded.
- L × W × H: 11.2 × 11.2 × 5.2 mm Max.
- Product weight: 1.6g(Ref.)
- Moisture Sensitivity Level: 1
- RoHS compliance.
- Halogen Free available.

Environmental Data

- Operating temperature range: -40°C~+100°C (including coil's self temperature rise)
- Storage temperature range: -40°C~+100°C
- Solder reflow temperature: 260 °C peak.

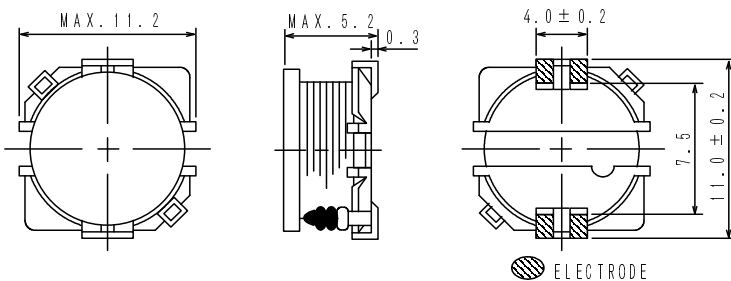
Packaging

- Carrier tape and reel packaging.
- 12.9" diameter reel
- 500pcs per reel

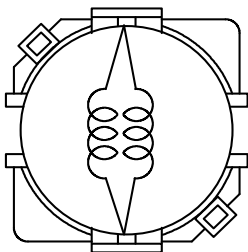
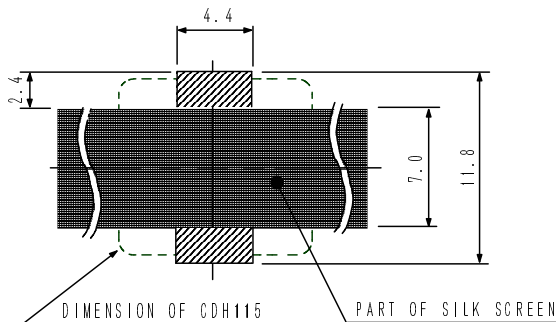
Applications

- Ideally used in Notebook PC ,DVD, LCD TV ,Game machine, Projector etc as DC-DC converter inductors.

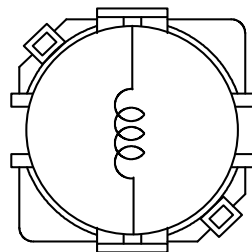
Dimension - [mm]



Land pattern and Schematics - [mm]



10 μ H ~ 33 μ H



39 μ H ~ 470 μ H

SMD Power Inductor CDH115



Electrical Characteristics

Part Name	Stamp	Inductance (μ H) [within] ※1	D.C.R.(Ω) Max. (Typ.) (at 20°C)	Rated Current (A) ※2
CDH115NP-100MC	100	10 \pm 20%	28m(22m)	3.00
CDH115NP-120MC	120	12 \pm 20%	33m(25m)	2.80
CDH115NP-150MC	150	15 \pm 20%	39m(30m)	2.50
CDH115NP-180LC	180	18 \pm 15%	49m(38m)	2.25
CDH115NP-220LC	220	22 \pm 15%	60m(46m)	2.10
CDH115NP-270LC	270	27 \pm 15%	70m(54m)	1.84
CDH115NP-330LC	330	33 \pm 15%	82m(63m)	1.68
CDH115NP-390KC	390	39 \pm 10%	0.11(85m)	1.52
CDH115NP-470KC	470	47 \pm 10%	0.13(0.10)	1.36
CDH115NP-560KC	560	56 \pm 10%	0.14(0.11)	1.28
CDH115NP-680KC	680	68 \pm 10%	0.16(0.12)	1.20
CDH115NP-820KC	820	82 \pm 10%	0.21(0.16)	1.04
CDH115NP-101KC	101	100 \pm 10%	0.26(0.20)	0.96
CDH115NP-121KC	121	120 \pm 10%	0.29(0.22)	0.88
CDH115NP-151KC	151	150 \pm 10%	0.40(0.31)	0.76
CDH115NP-181KC	181	180 \pm 10%	0.45(0.35)	0.72
CDH115NP-221KC	221	220 \pm 10%	0.53(0.40)	0.66
CDH115NP-271KC	271	270 \pm 10%	0.73(0.56)	0.59
CDH115NP-331KC	331	330 \pm 10%	0.84(0.65)	0.53
CDH115NP-391KC	391	390 \pm 10%	1.10(0.84)	0.48
CDH115NP-471KC	471	470 \pm 10%	1.24(0.96)	0.45

※1. Inductance measuring condition: at 1kHz.

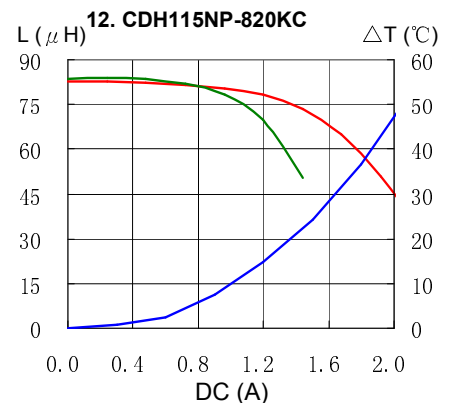
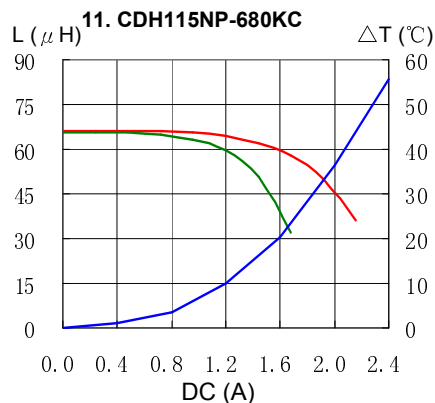
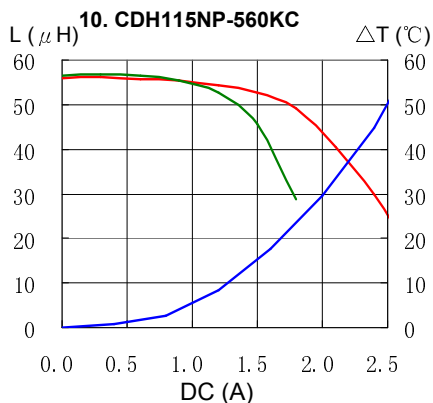
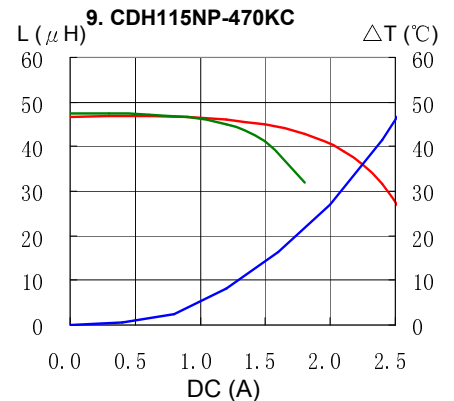
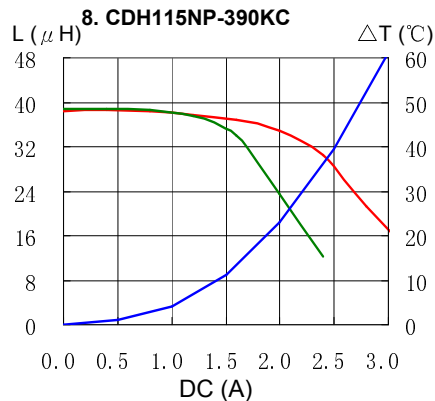
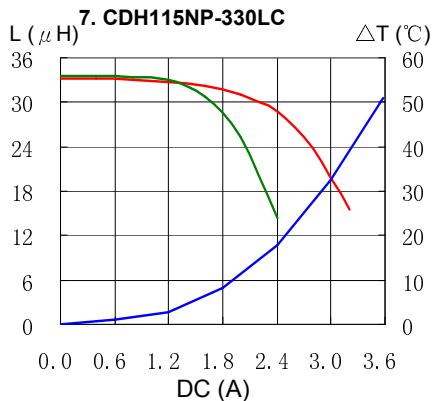
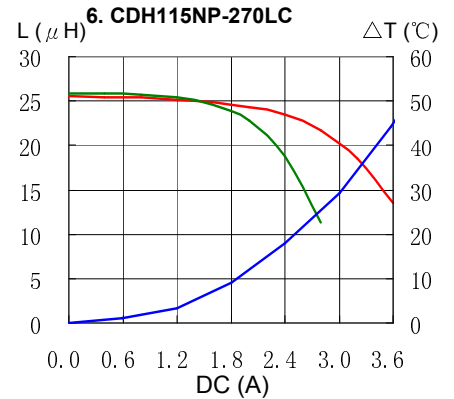
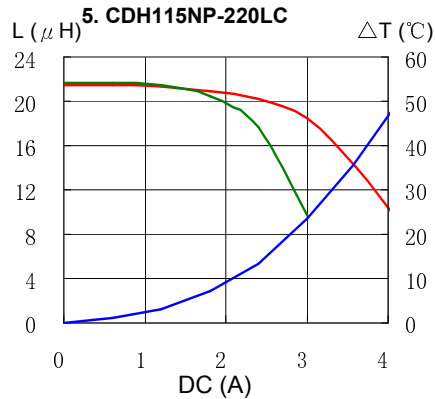
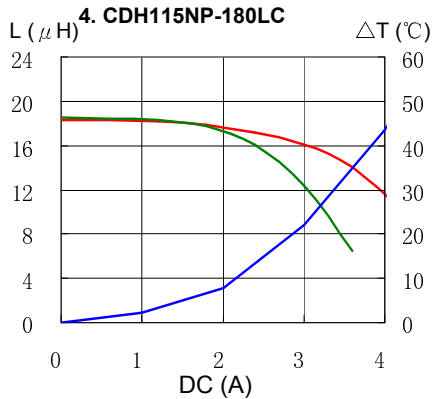
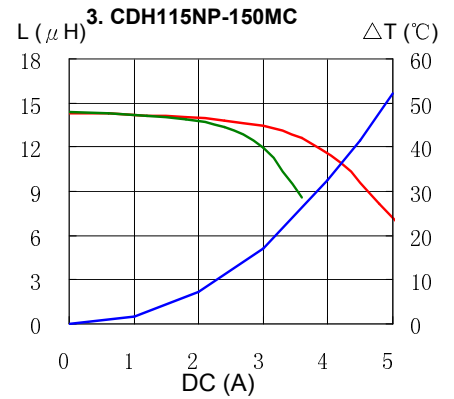
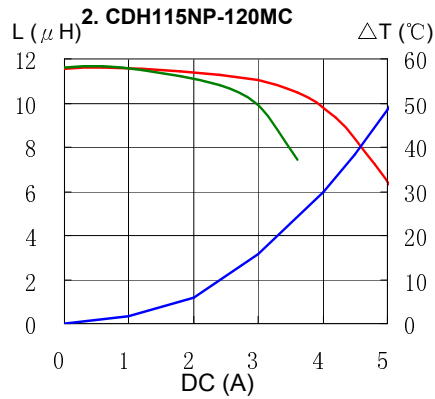
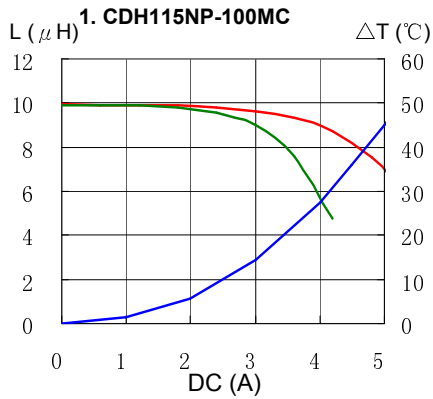
※2. Rated current: The DC current at which the inductance decreases to 90 % of its initial value or when $\Delta t=40^{\circ}\text{C}$, whichever is lower ($T_a=20^{\circ}\text{C}$)

SMD Power Inductor CDH115



Saturation Current & Temperature Rise Graph

— L (20°C) — L (100°C) — ΔT

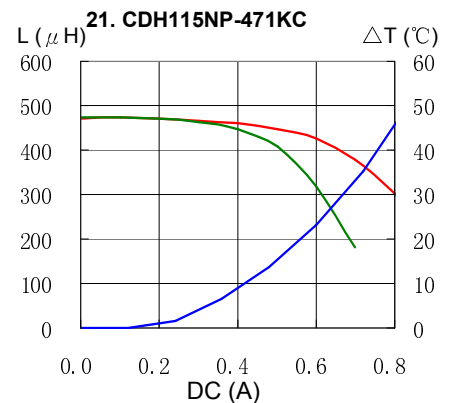
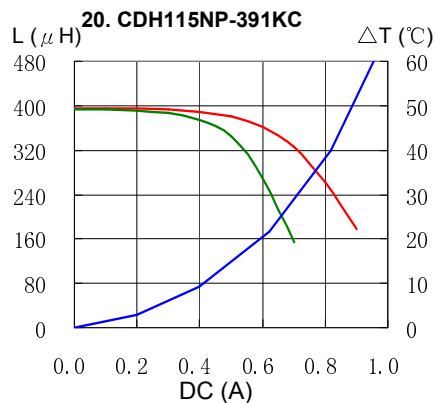
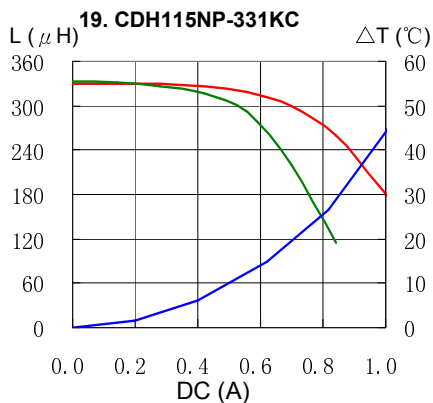
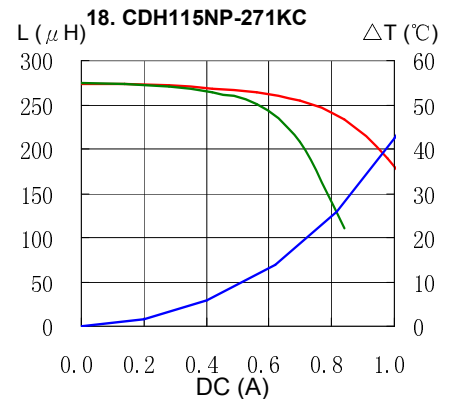
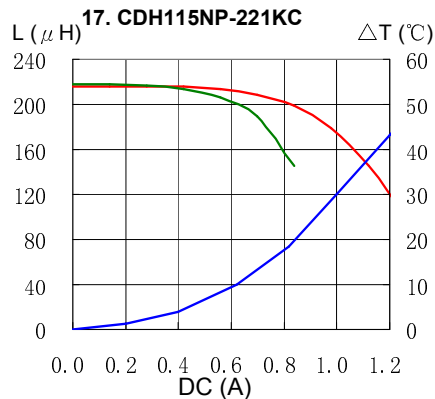
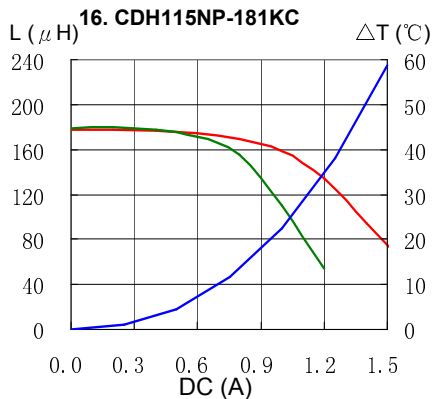
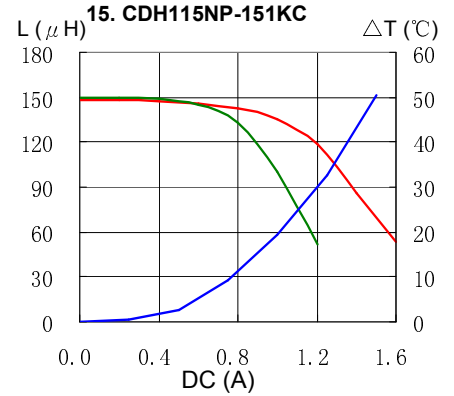
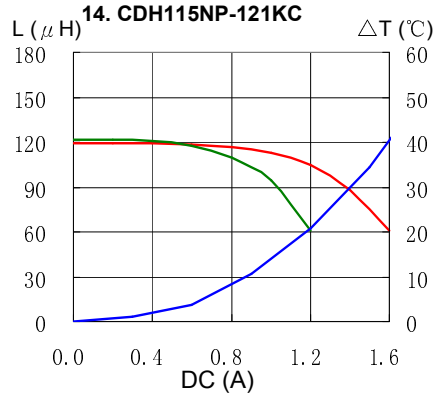
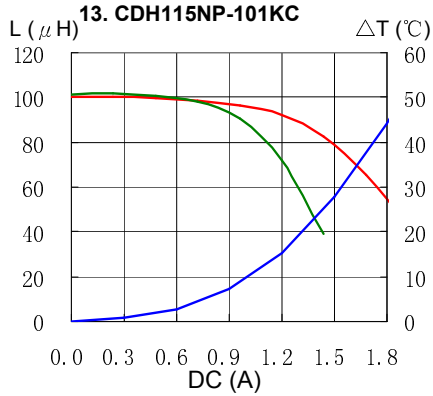


SMD Power Inductor CDH115



Saturation Current & Temperature Rise Graph

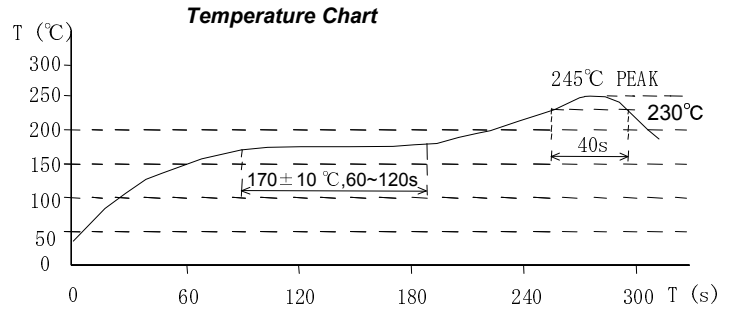
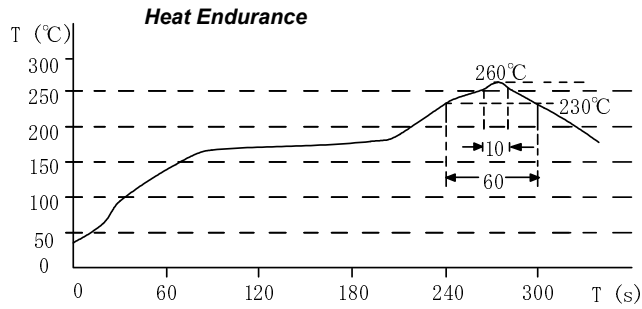
— L (20°C) — L (100°C) — ΔT



SMD Power Inductor CDH115



Solder Reflow Condition



Please refer to the sales offices on our website - <http://www.sumida.com>

Hong Kong

Tel.+852-2880-6688
FAX.+852-2565-9600
sales@hk.sumida.com

Tokyo

Tel.+81-3-5202-7112
FAX.+81-3-5202-7105
sales@jp.sumida.com

Chicago

Tel.+1-847-545-6700
FAX. +1-847-545-6720
sales@us.sumida.com

Shanghai

Tel.+86-021-5836-3299
FAX.+86-021-5836-3266
shanghai.sales@cn.sumida.com

Seoul

Tel.+82-2-6237-0777
FAX.+82-2-6237-0778
sales@kr.sumida.com

Oberzell

Tel.+49-8591-937-0
FAX. +49-8591-937-103
contact@sumida-eu.com

Shenzhen

Tel.+86-755-8291-0228
FAX.+86-755-8291-0338
shenzhen.sales@cn.sumida.com

Singapore

Tel.+65-6296-3388
FAX.+65-6296-3390
sales@sg.sumida.com

Neumarkt

Tel.+49-9181-4509-110
FAX. +49-9181-4509-310
infocomp@eu.sumida.com

Taipei

Tel.+886-2-8751-2737
FAX.+886-2-8751-2738
sales@tw.sumida.com

San Jose

Tel.+1-408-321-9660
FAX.+1-408-321-9308
sales@us.sumida.com