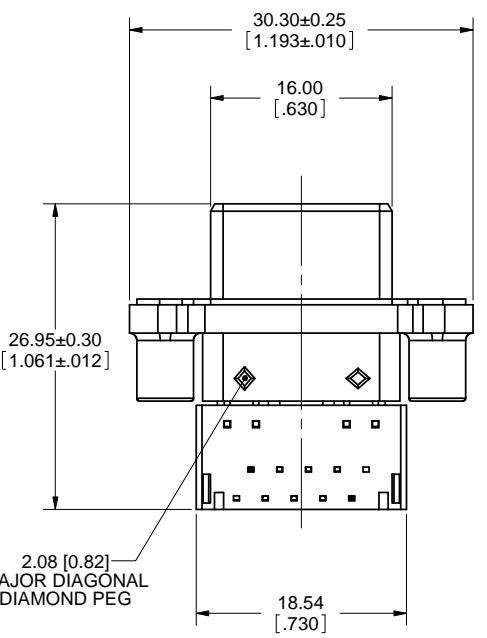
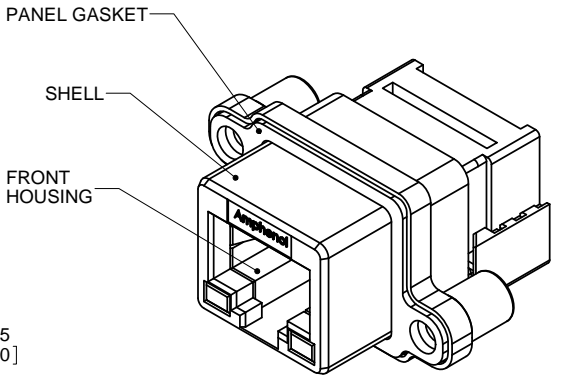
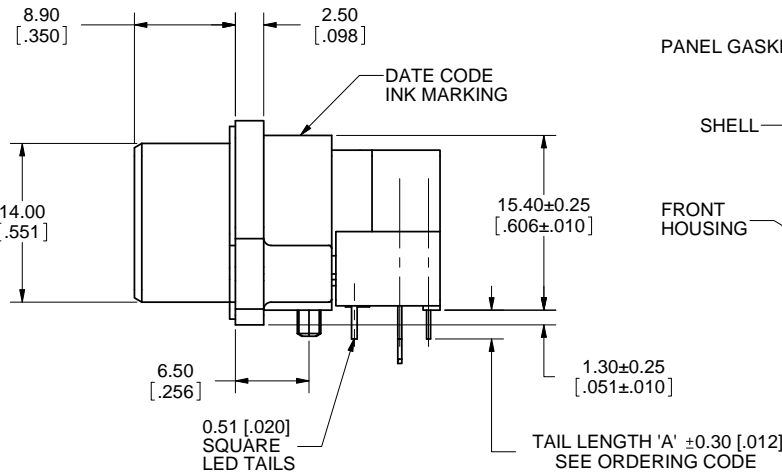
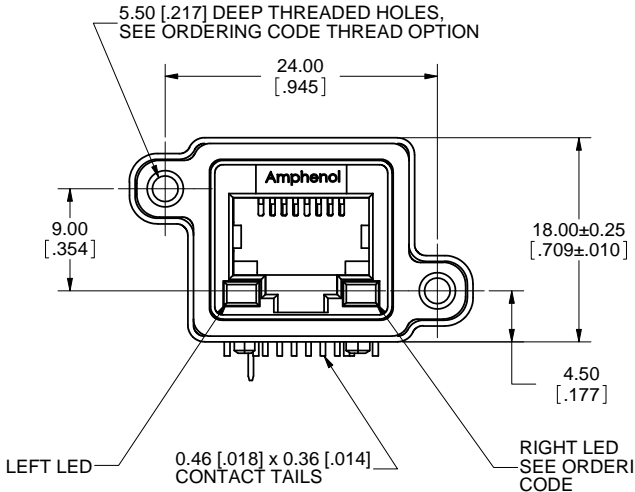


REVISIONS			
REV	DESCRIPTION, ECN, EAR NO.	DATE	APP'D
K	PRODUCT DRAWING (EAR 13638)	DEC09/09	K.L.
L	PRODUCT DRAWING (EAR 14330)	DEC11/14	K.L.



**ORDERING CODE: MRJ - 53XX - X1**

- SERIES, RUGGED RJ
- RECEPTACLE, RIGHT ANGLE, PCB TAIL
- NUMBER OF CONTACTS  
8= 8 CONTACTS  
A=10 CONTACTS
- LED OPTION  
0=NONE  
1=GREEN LEFT, YELLOW RIGHT  
4=YELLOW LEFT, GREEN RIGHT  
5=GREEN LEFT, GREEN RIGHT  
A=BI-COLOUR GREEN/YELLOW LEFT  
BI-COLOUR GREEN/YELLOW RIGHT  
D=GREEN LEFT  
BI-COLOUR GREEN/YELLOW RIGHT  
E=YELLOW LEFT  
BI-COLOUR GREEN/YELLOW RIGHT
- TAIL LENGTH AND MOUNTING HOLE THREAD OPTION  
0= TAIL LENGTH A=2.54 [.100], #4-40 UNC THREAD  
B= TAIL LENGTH A=3.81 [.150], #4-40 UNC THREAD  
M= TAIL LENGTH A=2.54 [.100], M3 x 0.5 THREAD  
P= TAIL LENGTH A=3.81 [.150], M3 x 0.5 THREAD
- SINGLE PORT

**NOTES:**

1. MATERIAL:  
ALL MATERIALS ARE RoHS COMPLIANT PER EU DIRECTIVE 2011/65/EU AND AMENDMENTS
  - SHELL - DIECAST ZINC, NICKEL PLATED
  - CONTACTS - PHOSPHOR BRONZE WITH 50 MICROINCHES (1.27 MICRONS) GOLD OVER 50 MICROINCHES (1.27 MICRONS) MINIMUM NICKEL ON THE MATING AREA AND MATTE TIN OVER NICKEL ON THE CONTACT TAILS.
  - INSERTS - ENGINEERING THERMOPLASTIC, UL FLAMMABILITY RATING 94V-0, REAR INSERTS: BLACK NYLON, FRONT INSERT: CLEAR POLYCARBONATE
  - LED'S - EPOXY LENS, STEEL TAILS WITH TIN PLATING
  - GASKET - SILICONE RUBBER, BLACK
2. ENVIRONMENTAL PERFORMANCE PER IEC 60529 CODE IP67 FOR SEAL BETWEEN MATING AREA AND PCB SIDE OF CONNECTOR. GASKET PROVIDES SEAL TO INSIDE FACE OF PANEL.
3. CURRENT RATING: 1.5 AMPERES
4. CONTACT RESISTANCE: 30 MILLIOHMS MAXIMUM
5. OPERATING TEMPERATURE: -40°C TO +105°C
6. LED CHARACTERISTICS: FORWARD DC CURRENT 25 mA MAX., FORWARD VOLTAGE 2.5 V MAX @ 2 mA
7. AVAILABLE MATING AREA COVERS PROVIDE ADDED PROTECTION. CONSULT WITH AMPHENOL CANADA FOR DETAILS.
8. CUSTOMER TO VERIFY THAT ALL PROCESS CLEANERS ARE COMPATIBLE WITH POLYCARBONATE MATERIAL.

**SPECIAL CONNECTORS**  
MANY UNIQUE FEATURES ARE READILY AVAILABLE TO SUIT CUSTOMER REQUIREMENTS. CONSULT WITH AMPHENOL CANADA FOR DETAILS.



UNLESS SPECIFIED OTHERWISE	DRAWN	S.SEMENOV	NOV11/04
PRIMARY UNITS MILLIMETERS	CHECKED		
SECONDARY UNITS INCHES	M.E. APP'D		
REFERENCE IN PARENTHESES	Q.A. APP'D		
GENERAL TOLERANCES	DWG APPR.	A. GREEN	NOV11/04
1 DECIMAL PLACE	ENG. REL. NO.		
2 DECIMAL PLACES ±0.15	REF.		
3 DECIMAL PLACES	THIRD ANGLE PROJECTION		
ANGULAR DEGREES	DO NOT SCALE DRAWING		

**Amphenol Canada Corp.**  
www.amphenolcanada.com  
**MRJ SERIES RUGGED MODULAR JACK, 8 & 10 POSITION RIGHT ANGLE, WITH LED, TAIL LENGTH & THREAD OPTIONS, RoHS COMPLIANT**

DWG. NO. **P-MRJ-53XX-X1** REV **L**

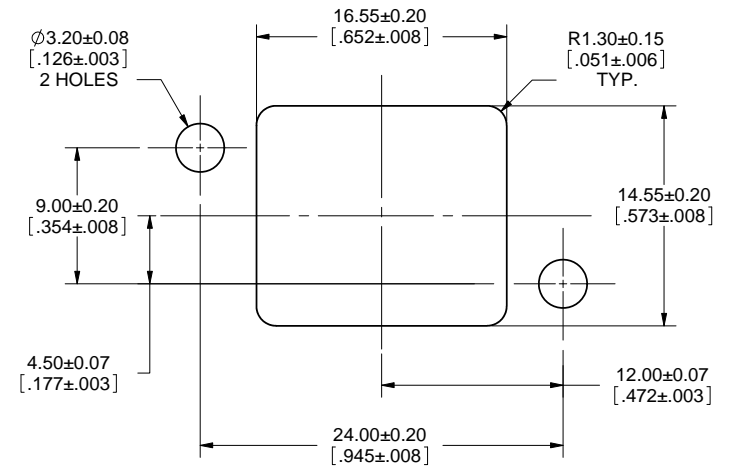
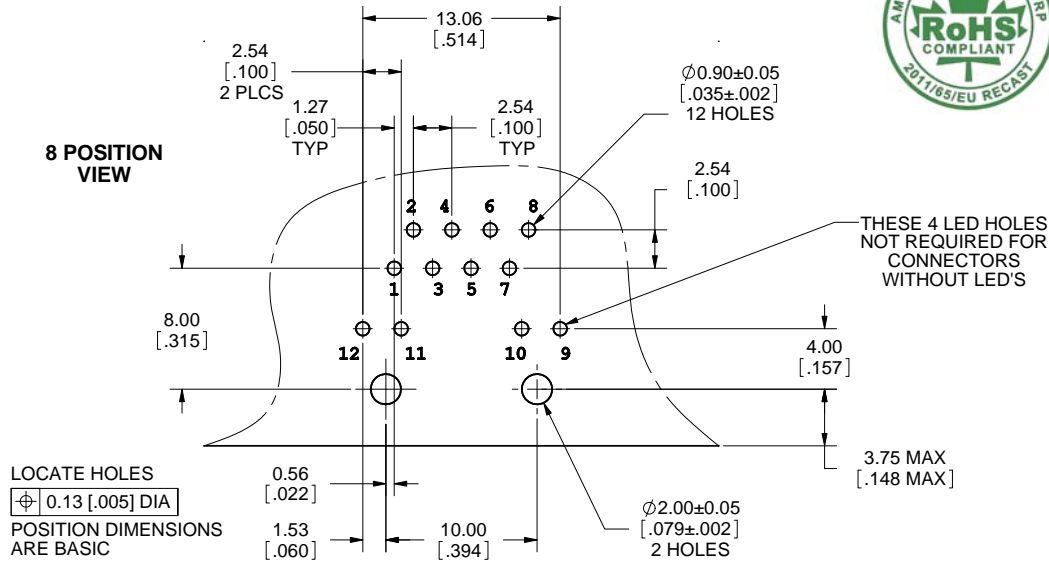
CODE ID NO. 03554 DWG SIZE: C SCALE: 3:1 SHEET 1 OF 2

**RECOMMENDED P.C.B. LAYOUT**  
COMPONENT SIDE OF BOARD

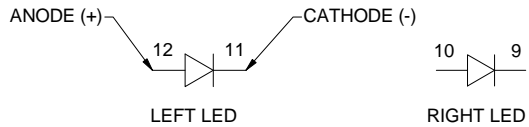


REVISIONS			
REV	DESCRIPTION, ECN, EAR NO.	DATE	APP'D
K	PRODUCT DRAWING (EAR 13638)	DEC09/09	K.L
L	PRODUCT DRAWING (EAR 14330)	DEC11/14	K.L

**8 POSITION VIEW**

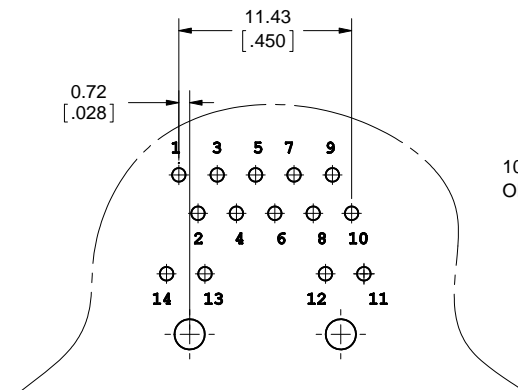


**RECOMMENDED PANEL CUTOUT**  
FRONT OF PANEL

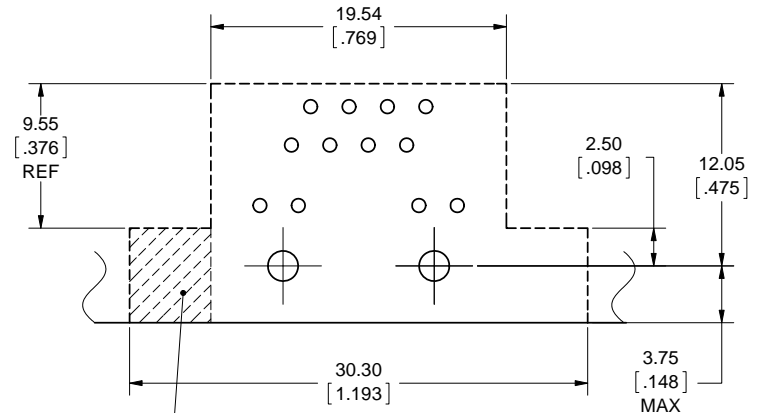
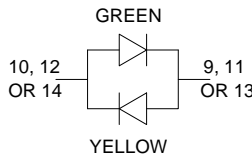


**8 POSITION LED SCHEMATIC**  
GREEN OR YELLOW

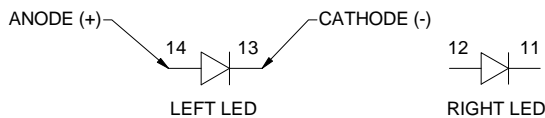
**10 POSITION VIEW**



**BI-COLOUR LED SCHEMATIC**  
LEFT OR RIGHT SIDE, 8 OR 10 POSITION



**RECOMMENDED KEEP-OUT ZONE**  
COMPONENT SIDE OF BOARD



**10 POSITION LED SCHEMATIC**  
GREEN OR YELLOW

UNLESS SPECIFIED OTHERWISE	DRAWN	S. SEMENOV	NOV11/04
PRIMARY UNITS MILLIMETERS	CHECKED		
SECONDARY INCHES	M.E. APP'D		
REFERENCE IN PARENTHESES	Q.A. APP'D		
GENERAL TOLERANCES	DWG APPR.	A. GREEN	NOV11/04
1 DECIMAL PLACE	ENG. REL. NO.		
2 DECIMAL PLACES $\pm 0.15$	REF.		
3 DECIMAL PLACES	THIRD ANGLE PROJECTION		
ANGULAR DEGREES	DO NOT SCALE DRAWING		

**Amphenol Canada Corp.**  
www.amphenolcanada.com  
**MRJ SERIES RUGGED MODULAR JACK, 8 & 10 POSITION RIGHT ANGLE, WITH LED, TAIL LENGTH & THREAD OPTIONS, RoHS COMPLIANT**

DWG. NO.	P-MRJ-53XX-X1	REV	L
CODE ID NO. 03554	DWG SIZE: C	SCALE: 3:1	SHEET 2 OF 2