THIS DRAWING IS UNPUBLISHED. RELEASED FOR PUBLICATION -,- .
© COPYRIGHT - By - ALL RIGHTS RESERVED.

LOC	DIST
—	—

REVISIONS

P	LTR	DESCRIPTION	DATE	DWN	APVD
	B	REVISED PER ECO-13-015855	12OCT2013	KH	RH

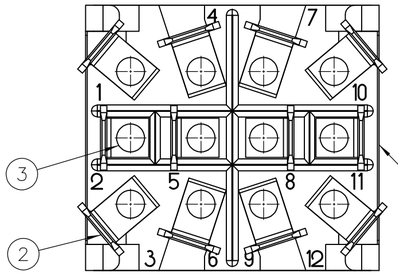

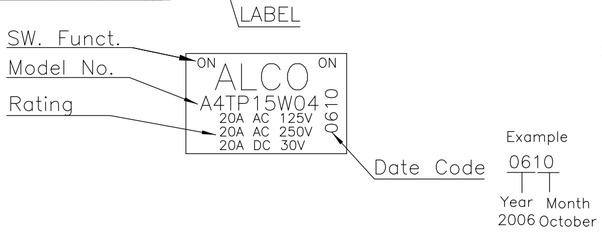

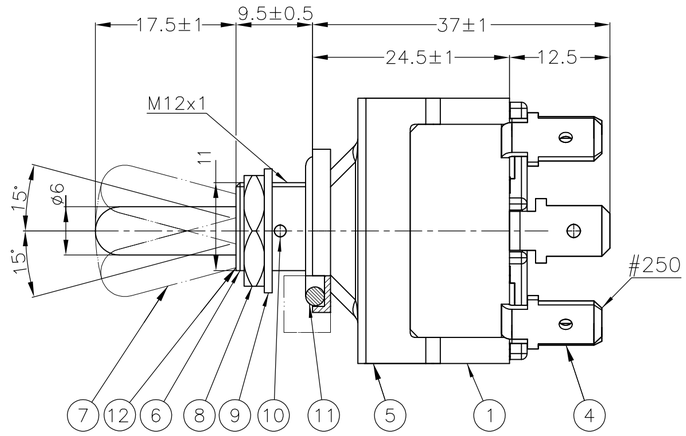

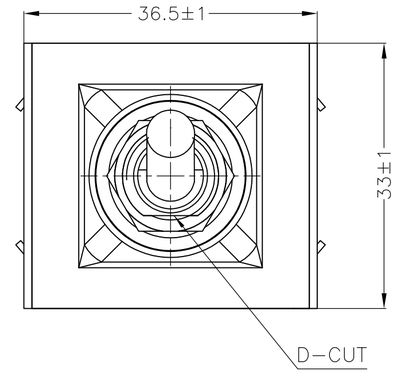

1 OPERATING TEMPERATURE -20°C TO +70°C

2 OPERATING FORCE MAX 29,4N

3 ALL MATERIALS AND FINISHES COMPLY WITH ROHS DIRECTIVE

MOUNTING HOLE

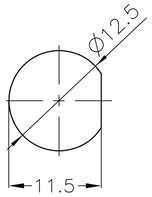

NUT (8)

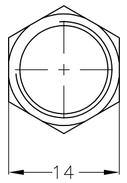

TERMINAL

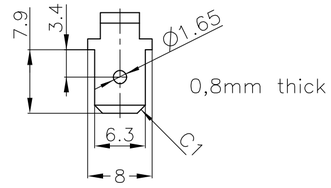

Specifications				
Rating	Initial Contact Resistance	Insulation Resistance	Dielectric Strenght	Endurance
AC 125V 20A AC 250V 20A DC 30V 20A	MAX 10 milliohms at DC 2~4V 1A	MIN 1000 M Ohms at DC 500V	AC 1,5kV/1 min (AC 1,8kV/1 sec)	Electrically 20.000 cycles at 20 cycles/min (rated load resistive) Mechanically 40.000 cycles at 20 cycles/min

Function Chart

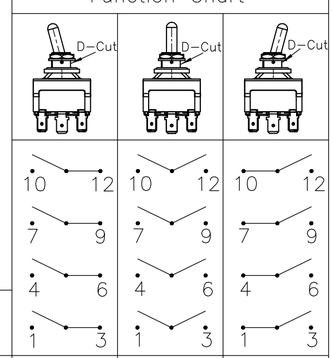

TE PN	Part			
8-6437630-1	A4TN15W04	ON	NONE	ON
8-6437630-2	A4TP15W04	ON	OFF	ON
8-6437630-3	A4TR15W04	ON	NONE	(ON)
8-6437630-4	A4TS15W04	(ON)	NONE	(ON)

(ON) : momentary action
OFF : mechanical position without electrical connection
NONE : no mechanical position

Materials Chart

1	Case	Phenol Resin	Black
2	F Contact	Silver alloy + Copper	
3	Common	C2700W	
4	Terminal	C2680R	
5	Frame	SPCC	EP-Fe/Zn4/CM
6	Bushing	C3602BD	EP-Cu/Ni3b
7	Actuator	C3602BD	Ep-Cu/Ni3
8	Nut	C3602BD	Ep-Cu/Ni3b
9	L Washer	SK	Ep-Fe/Ni3b
10	Shaft	SUS	
11	Rubber seal	Rubber	Black
12	Insert molded rubber	Waterproofing Rubber	Transparent
PART NO:	PART NAME:	MATERIAL/SURFACE:	OPTIONAL DESCRIPTION

PART LIST

TOLERANCES UNLESS OTHERWISE SPECIFIED ACCORDING TO ISO 8015 and ISO 2768-f

THIS DRAWING IS A CONTROLLED DOCUMENT.

DIMENSIONS: mm

TOLERANCES UNLESS OTHERWISE SPECIFIED:
0 PLC ± -
1 PLC ± -
2 PLC ± -
3 PLC ± -
4 PLC ± -
ANGLES ± -

MATERIAL -

FINISH -

DWN WEIDEN 10SEP2007
CHK -
APVD -
PRODUCT SPEC —
APPLICATION SPEC —
WEIGHT —

TE Connectivity

NAME
POWER TOGGLE SWITCH QUAD POLE
PANEL MOUNTING WATERTIGHT
-

SIZE	CAGE CODE	DRAWING NO	RESTRICTED TO
A2	00779	C-1968504	—

CUSTOMER DRAWING | SCALE 1:1 | SHEET 1 OF 1 | REV B

1968504

1471-9 (3/11)