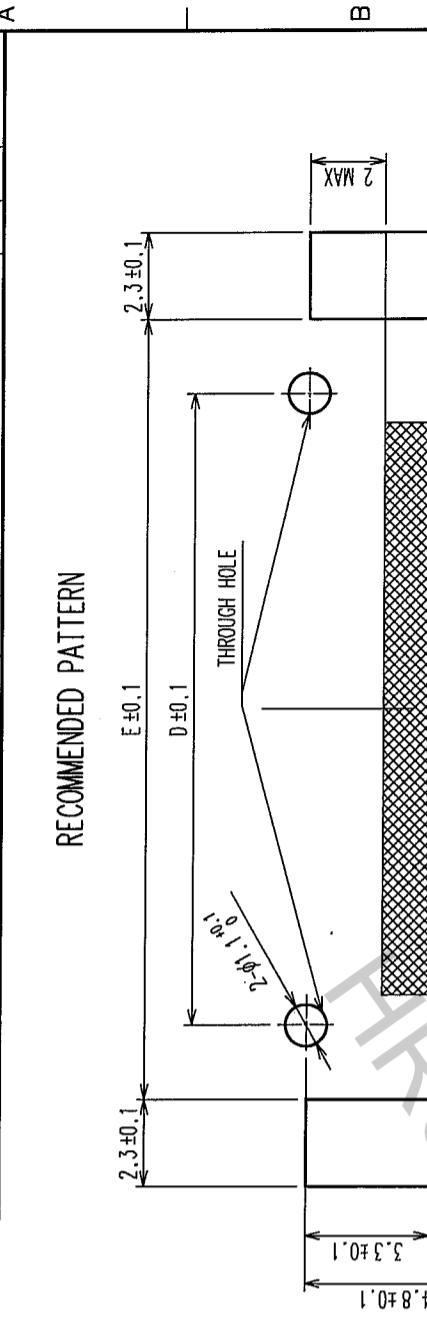
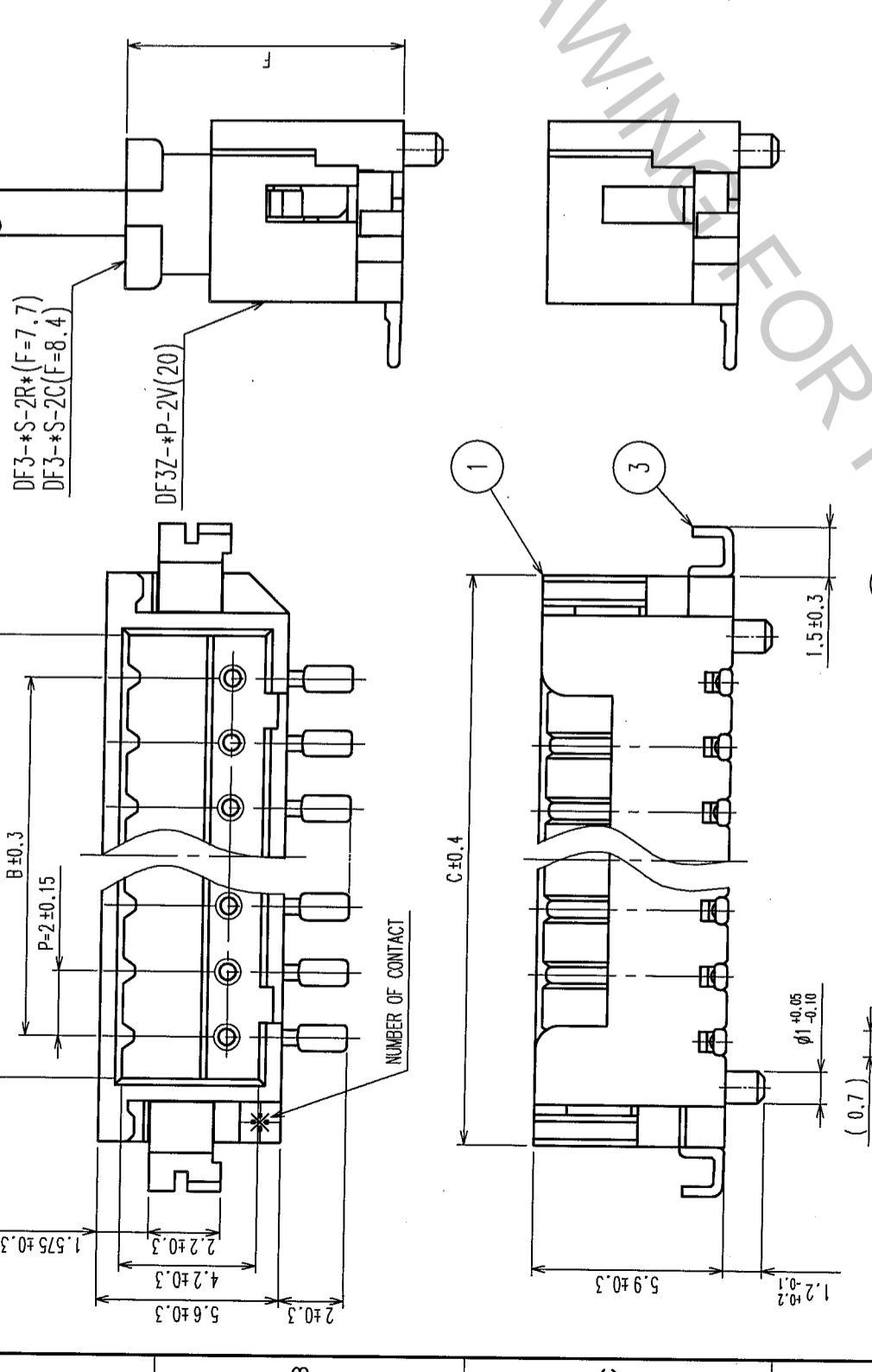


COUNT	DESCRIPTION OF REVISIONS	BY	CHKD	DATE	COUNT	DESCRIPTION OF REVISIONS	BY	CHKD	DATE
1	RE-H-06193	I.D	H.U	'04.04.13					
2	RE-H-06617	I.D	T.M	04.11.29					



MATED CONNECTORS

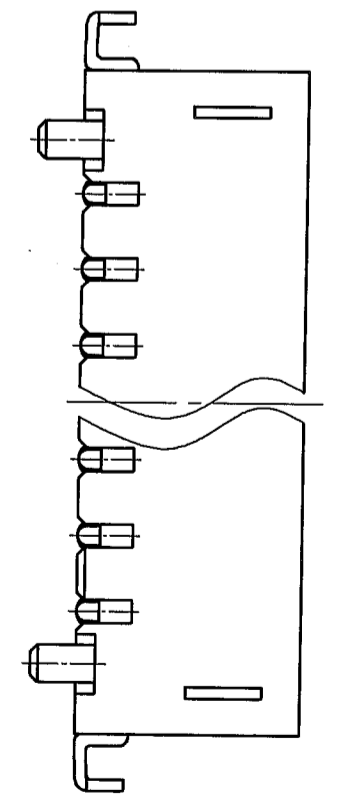


NOTES

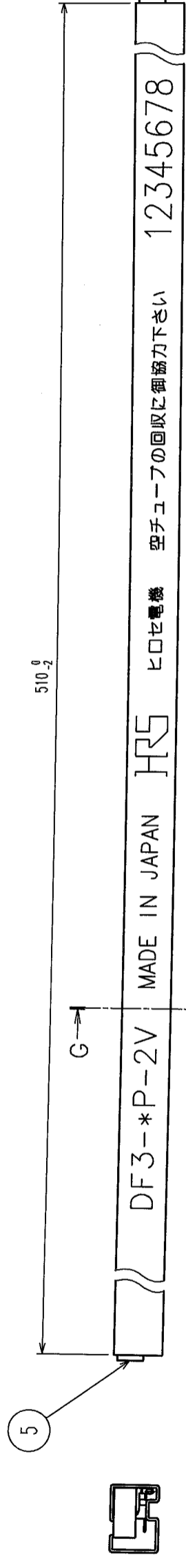
- 1 WHEN THE NUMBER OF CONTACT IS 2 TO 10, THIS PART IS FREE FROM SINKAGE INDICATING DOTTED LINES.
- 2 WHEN THE NUMBER OF CONTACT IS 11 TO 15, THERE ARE SINKAGES INDICATING DOTTED LINES.
- 3 IF THERE IS PATTERN ON PART, THERE IS A POSSIBILITY THAT IS WILL MAKE CONTACT WITH THE LEADS. LEAD CO-PLANARITY INCLUDE REINFORCED METAL FITTINGS SHALL BE 0.1mm MAX.

PART NO.	CODE NO.	A	B	C	D	E
DF3Z- 2P-2V(20)	CL543-1028-4-20	4.6	2.0	8.5	4.8	8.74
DF3Z- 3P-2V(20)	CL543-1029-7-20	6.6	4.0	10.5	6.8	10.74
DF3Z- 4P-2V(20)	CL543-1030-6-20	8.6	6.0	12.5	8.8	12.74
DF3Z- 5P-2V(20)	CL543-1031-9-20	10.6	8.0	14.5	10.8	14.74
DF3Z- 6P-2V(20)	CL543-1032-1-20	12.6	10.0	16.5	12.8	16.74
DF3Z- 7P-2V(20)	CL543-1033-4-20	14.6	12.0	18.5	14.8	18.74
DF3Z- 8P-2V(20)	CL543-1034-7-20	16.6	14.0	20.5	16.8	20.74
DF3Z- 9P-2V(20)	CL543-1035-0-20	18.6	16.0	22.5	18.8	22.74
DF3Z-10P-2V(20)	CL543-1036-2-20	20.6	18.0	24.5	20.8	24.74
DF3Z-11P-2V(20)	CL543-1037-5-20	22.6	20.0	26.5	22.8	26.74
DF3Z-12P-2V(20)	CL543-1038-5-20	24.6	22.0	28.5	24.8	28.74
DF3Z-13P-2V(20)	CL543-1039-0-20	26.6	24.0	30.5	26.8	30.74
DF3Z-14P-2V(20)	CL543-1040-0-20	28.6	26.0	32.5	28.8	32.74
DF3Z-15P-2V(20)	CL543-1041-2-20	30.6	28.0	34.5	30.8	34.74

5		S.PVC		GRAY	
4		RIGID POLYVINYLCHLORIDE		ELECTROSTATIC PROTECTION,CLEAR	
3		BRASS		SURFACE:TIN PLATED 1µm min (UNDER PLATING)NICKEL PLATED 1µm min	
2	BRASS	SURFACE:TIN PLATED 1µm min (UNDER PLATING)COPPER PLATED 0.5µm min			
1	POLYAMIDE	BEIGE, UL94V-0			
NO.	MATERIAL	FINISH, REMARKS	NO.	MATERIAL	FINISH, REMARKS
CL					
DRAWN		DESIGNED		CHECKED	
M.Nakamoto		H.Umehara		T.Miyazaki	
'04.03.25		'04.03.25		'04.03.25	
DRAWING NO.			PART NO.		
EDC3-305939-10			DF3Z-*P-2V(20)		
SCALE		5 : 1		CODE NO.	
UNITS		mm		CL543-	



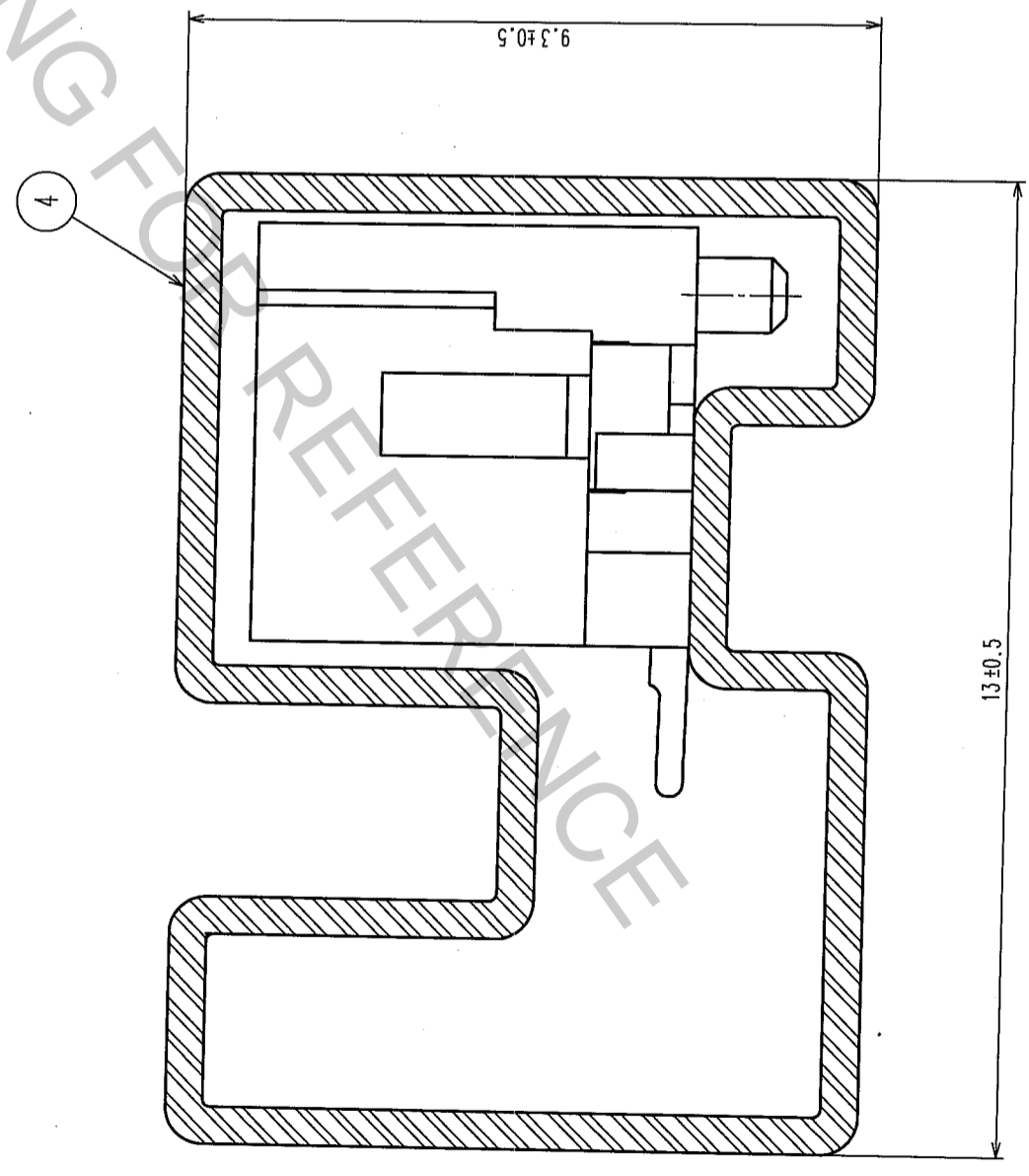
NO.	DESCRIPTION OF REVISIONS	BY	CHKD	DATE	COUNT	DESCRIPTION OF REVISIONS	BY	CHKD	DATE
1									
2									
3									
4									
5									



12345678

NOTES: 4. NUMBER OF CONNECTORS PER A MAGAZINE CASE SHALL BE IN ACCORDANCE WITH THE LIST.
 5. THESE CONNECTORS SHALL BE ON SALED IN ACCORDANCE WITH THE MULTIPLE QUANTITY ON THE LIST.

G-G (10:1)



CODE NO.	PART NO.	NUMBER OF CONNECTORS
CL543-1028-4-20	DF3Z- 2P-2V(20)	4 1
CL543-1029-7-20	DF3Z- 3P-2V(20)	3 4
CL543-1030-6-20	DF3Z- 4P-2V(20)	3 0
CL543-1031-9-20	DF3Z- 5P-2V(20)	2 6
CL543-1032-1-20	DF3Z- 6P-2V(20)	2 3
CL543-1033-4-20	DF3Z- 7P-2V(20)	2 1
CL543-1034-7-20	DF3Z- 8P-2V(20)	1 9
CL543-1035-0-20	DF3Z- 9P-2V(20)	1 8
CL543-1036-2-20	DF3Z-10P-2V(20)	1 7
CL543-1037-5-20	DF3Z-11P-2V(20)	1 5
CL543-1038-5-20	DF3Z-12P-2V(20)	1 4
CL543-1039-0-20	DF3Z-13P-2V(20)	1 4
CL543-1040-0-20	DF3Z-14P-2V(20)	1 3
CL543-1041-2-20	DF3Z-15P-2V(20)	1 2

NO.	MATERIAL	FINISH, REMARKS	NO.	MATERIAL	FINISH, REMARKS
CL					
DRAWN		M. Nakamoto	DESIGNED		H. Umehara
DATE		'04.03.25	DATE		'04.03.25
CHECKED		T. Miyazaki	APPROVED		T. Oma
DATE		'04.03.25	DATE		'04.03.25
RELEASED			DATE		
DRAWING NO.		EDC3-305939-10	PART NO.		DF3Z-*P-2V(20)
SCALE		FR:EE	CODE NO.		CL543-
UNITS		mm			