PART NUMBER	REV	FIRST USED	TERMINATOR	FEED TYPE	DESCRIPTION
1426079-1	C	-	LEADMAKER	MECH POST FEED	CUTS CARRIER
1426079-2	C	-	BENCH	MECH PRE FEED	CUTS CARRIER
1426079-6	C	-	LEADMAKER	MECH POST FEED	CONTINUOUS CARRIER
7-1426079-1	C	-	LEADMAKER	MECH POST FEED	-1 AND SPARE PARTS
7-1426079-2	C	-	BENCH	MECH PRE FEED	-2 AND SPARE PARTS
7-1426079-6	C	-	LEADMAKER	MECH POST FEED	-6 AND SPARE PARTS
7-1426079-7	A	-	-	-	SPARE PARTS KIT

CRIMP DATA (AMP TERMINAL)

TERMINAL NAME: .070 SER. RECEPTACLE ECONOSEAL 3.

CRIMP	SIZE	TYPE	RANGE
WIRE	1.57 [.062 IN]	F	0.22-0.50mm²
INSUL	3.40 [.134 IN]	O	1.2-1.8mm [.047-.071 IN] △4

WIRE STRIP LENGTH 4.00-4.50 [.157-.177 IN]

APPL INSTRUCTION 408-8322

TERMINAL 114-3142 (A) (0.22mm² WIRE)
APPL SPEC 114-3040 (B) -

FEED 9.80 [.386 IN]

TERMINALS APPLIED

TERMINAL	SEAL	-	-	-
345808 (A&B)	347874	-	-	-
347661 (B)	347681	-	-	-
-	-	-	-	-
-	-	-	-	-
-	-	-	-	-
-	-	-	-	-
-	-	-	-	-

WIRE SIZE mm² AWG	CRIMP HEIGHT	PIN PN & LENGTH [IN]
0.50mm²	1.14 ±0.05 [.045 ±.002 IN]	2-354779-6 [.3120]
0.35mm²	1.07 ±0.05 [.042 ±.002 IN]	3-354779-3 [.3155]
0.22mm²	1.00 ±0.05 [.039 ±.002 IN]	3-354779-8 [.3180]
-	-	-
-	-	-
-	-	-
-	-	-
-	-	-
-	-	-
-	-	-
-	-	-
-	-	-
-	-	-
-	-	-

1. RECOMMENDED SPARE PARTS.
2. GREASE RAM, CAM, CAM FOLLOWER AND FEED ROD LIGHTLY.
3. LUBRICATE DAILY PER THE APPLICATOR INSTRUCTION SHEET SUPPLIED WITH THE APPLICATOR.

△4 THIS APPLICATOR APPLIES TERMINAL WITH A SEAL. WIRE INSULATION DIA IS DEPENDENT ON SEAL BEING APPLIED.

△5 APPLY TORQ-SEAL IN ALLEN SOCKET TO FILL HOLE AFTER FLAT HD HAS BEEN ADJUSTED TO CORRECT HEIGHT AT QUALIFICATION. APPLY #1-23419-5 LOC-TITE TO THREADS.

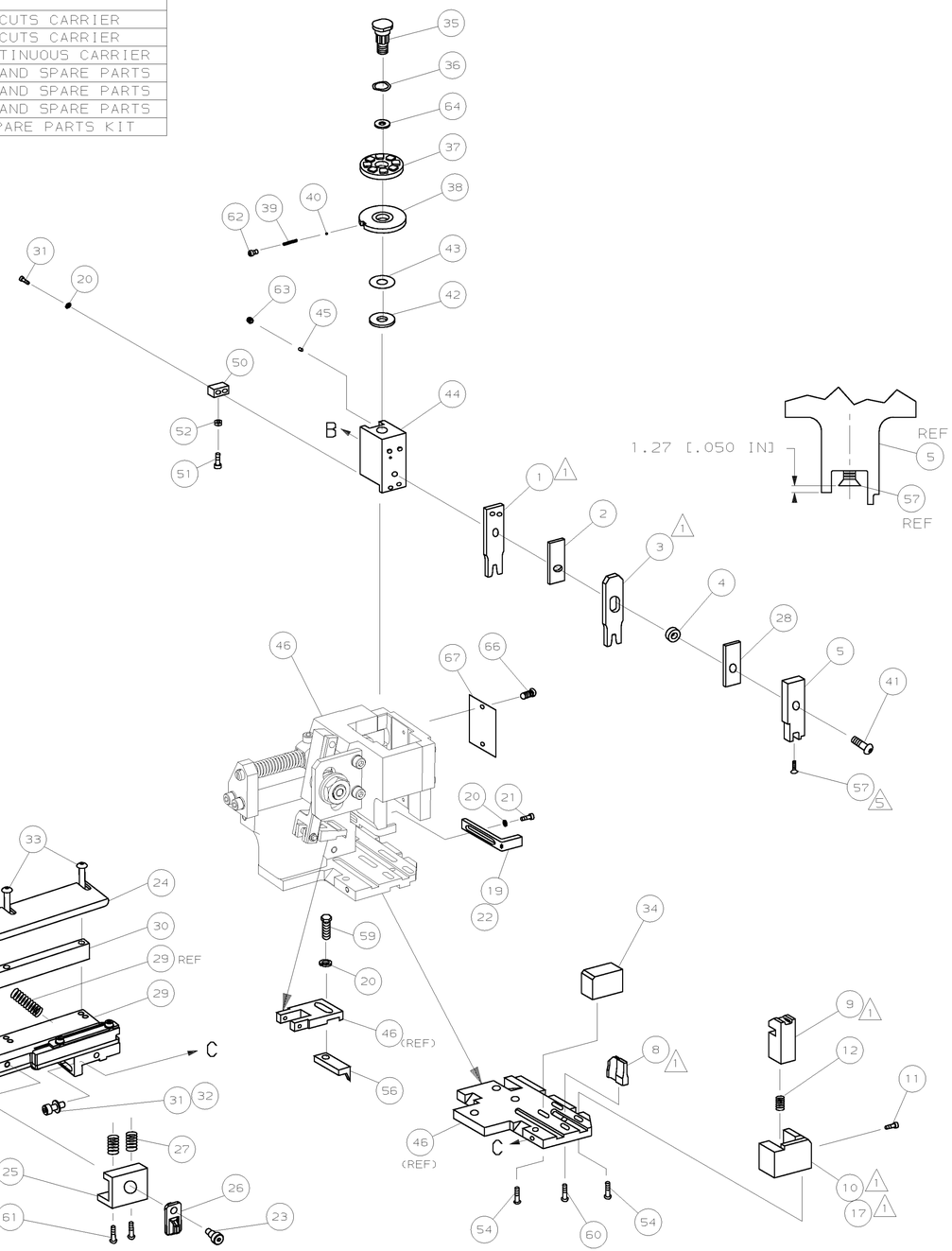

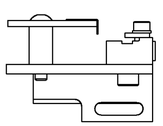

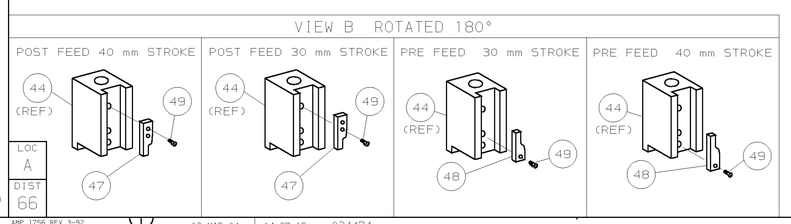

									73
-	1	1	1	1	1	1	1426079	PRINT, APPLICATOR LOG SHEET	72
-	1	1	1	1	1	1	1338705-1	DOCUMENTATION PACKAGE	71
									70
									69
									68
-	1	1	1	1	1	1	461264-1	PLATE, IDENTIFICATION	67
-	2	2	2	2	2	2	21017-2	SCR,DRIVE(#2x.19)ID PLATE	66
									65
-	1	1	1	1	1	1	986950-1	WASHER, FLAT PRECISION	64
-	1	1	1	1	1	1	3-18031-0	SCR,SKT SET(M6X6)RAM	63
-	1	1	1	1	1	1	18023-9	SCR,SHC(M4X6)INS DISC	62
-	2	2	2	2	2	2	1-18024-5	SCR,BHC(M5X25)DRAG	61
-	1	1	1	1	1	1	18024-7	SCR,BHC(M4X10)ANVIL	60
-	1	1	1	1	1	1	5-18022-2	SCR,HEX(M4X8)FEED FINGER	59
									58
-	1	1	1	1	1	1	985575-3	SCR,FHC(M3X10)DEP	57
-	1	1	1	1	1	1	1338685-1	PAWL, FEED	56
									55
-	4	4	4	4	4	4	18024-8	SCR,BHC(M4x12)SHEAR HOLDER	54
									53
-	1	1	1	1	1	1	18030-1	NUT,HEX(M3)HOLD DOWN	52
-	1	1	1	1	1	1	811242-5	BUMPER, HOLDDOWN	51
-	1	1	1	1	1	1	690753-2	SPACER, TONKER	50
-	1	1	1	1	1	1	18024-3	SCR,BHC(M3X10)CAM	49
-	-	1	-	-	1	-	1338675-1	CAM, PRE FEED 30 & 40 mm ST	48
-	1	-	1	1	-	1	1338676-1	CAM, POST FEED 30 & 40 mm ST	47
-	1	1	1	1	1	1	1320999-3	APPLICATOR BASIC SUBASSY	46
-	1	1	1	1	1	1	690191-1	PLUG, NYLON	45
-	1	1	1	1	1	1	1338660-1	RAM	44
-	1	1	1	1	1	1	690125-1	WASHER, LAMINATED	43
-	1	1	1	1	1	1	690124-1	WASHER, RAM	42
-	1	1	1	1	1	1	2-18024-6	SCR,BHC(M8X25)RAM	41
-	1	1	1	1	1	1	23241-1	BALL, STEEL	40
-	1	1	1	1	1	1	2-22278-7	SPRING, COMPRESSION	39
-	1	1	1	1	1	1	1-1320922-2	DISC, INSULATION	38
-	1	1	1	1	1	1	354777-1	WIRE DISC, PLASTIC	37
-	1	1	1	1	1	1	22480-5	WASHER, SPRING	36
-	1	1	1	1	1	1	690212-1	POST, RAM	35
-	1	1	1	1	1	1	1320934-3	SUPPORT, TERMINAL	34
-	2	2	2	2	2	2	1-18024-0	SCR,BHC(M4X20)STRIP GUIDE	33
-	1	1	1	1	1	1	18027-2	WASHER, FLAT(M4)	32
-	3	3	3	3	3	3	1-18023-2	SCR,SKT CAP(M4X12)MOUNT BLOCK	31
-	1	1	1	1	1	1	1320908-1	SPACER, STRIP GUIDE	30
-	1	1	1	1	1	1	1633073-1	STRIP GUIDE PLATE ASSY	29
-	1	1	1	1	1	1	455888-7	SPACER, FRONT SHEAR DEP	28
-	2	2	2	2	2	2	1-22284-0	SPRING, DRAG	27
-	1	1	1	1	1	1	356835-1	LEVER, DRAG RELEASE	26
-	1	1	1	1	1	1	240792-1	DRAG, TERMINAL	25
-	1	1	1	1	1	1	1320928-1	PLATE, STRIP GUIDE	24
-	1	1	1	1	1	1	980371-4	SCR,SHC SHLD	23
-	1	-	1	1	-	1	690472-2	STRIPPER	22
-	1	1	1	1	1	1	1-18023-1	SCR,SHC(M4X10)STRIPPER	21
-	4	4	4	4	4	4	18025-2	WASHER,LOCK(M4)STRIPPER	20
-	-	1	-	-	1	-	690472-1	STRIPPER	19
									18
△1 -	1	-	-	1	-	-	1338684-2	HOLDER, SHEAR, FRONT (NO-CUT)	17
									16
									15
									14
									13
-	1	1	1	1	1	1	5-22280-0	SPRING, SHEAR	12
-	1	1	1	1	1	1	356885-5	STOP, SHEAR	11
△1 -	-	1	1	-	1	1	1-1320921-0	HOLDER, SHEAR, FRONT (CUT)	10
△1 -	1	1	1	1	1	1	318707-1	SHEAR, FLOAT (FRONT)	9
△1 1	2	2	2	1	1	1	1333202-6	ANVIL	8
									7
									6
-	1	1	1	1	1	1	1338680-2	DEPRESSOR, SHEAR (FRONT)	5
-	1	1	1	1	1	1	2-238011-2	SPACER, BLOCK CRIMPER	4
△1 1	2	2	2	1	1	1	7-683454-3	CRIMPER, INSULATION	3
-	1	1	1	1	1	1	1-455888-0	SPACER, CRIMPER	2
△1 1	2	2	2	1	1	1	2-456403-1	CRIMPER, WIRE	1
-77	-76	-72	-71	-6	-2	-1	PART NO	DESCRIPTION	ITEM NO

← REVISION OF EACH ASSY NO (WHEN BLANK, USE DWG REVISION)

QTY REQD PER ASSY — PARTS LIST

P	F	LTR	REVISION RECORD	APP	DATE
		C	0150-0270-04	RK	MAR04
		B	SEE ECN 0150-0739-03	CMR	JUL03
		A	SEE ECN 015A-0792-01	LJL	SEP01

DIMENSIONS: mm [INCHES]
DO NOT SCALE PRINT.
TOLERANCES UNLESS OTHERWISE SPECIFIED:
1 PLC DEC ±0.5 [.02 IN]
2 PLC DEC ±-
3 PLC DEC ±-
ANGLES ± -
SURF TEXTURE: √
REMOVE BURRS, BREAK SHARP EDGES R0.38 MAX

MATL - - HT TR - - FIN - -

DR 11SEP00 L.LOFTHOUSE APP 11SEP00 F.BACKHURST
CHK - - REL 24SEP01 L.LOFTHOUSE

AMP Incorporated Harrisburg, PA 17105-3608

NAME SIDE FEED HD-I APPLICATOR
MACHINE REF HD-I APPL
SCALE - D DWG NO 1426079
SHEET 1 OF 1 REV C

CAGE CODE 00779
CUSTOMER AND ASSEMBLY DRAWING
RESTRICTED TO -

THIS DRAWING IS A CONTROLLED DOCUMENT.
LAYOUT L1426079
SET UP GAGE 458637-3
THIS DRAWING IS UNPUBLISHED. © COPYRIGHT 2000 RELEASED FOR PUBLICATION 2000 BY AMP INCORPORATED. ALL RIGHTS RESERVED.