

Customer Information Sheet

DRAWING No.: G125-MCXXX05LX-XXXXF

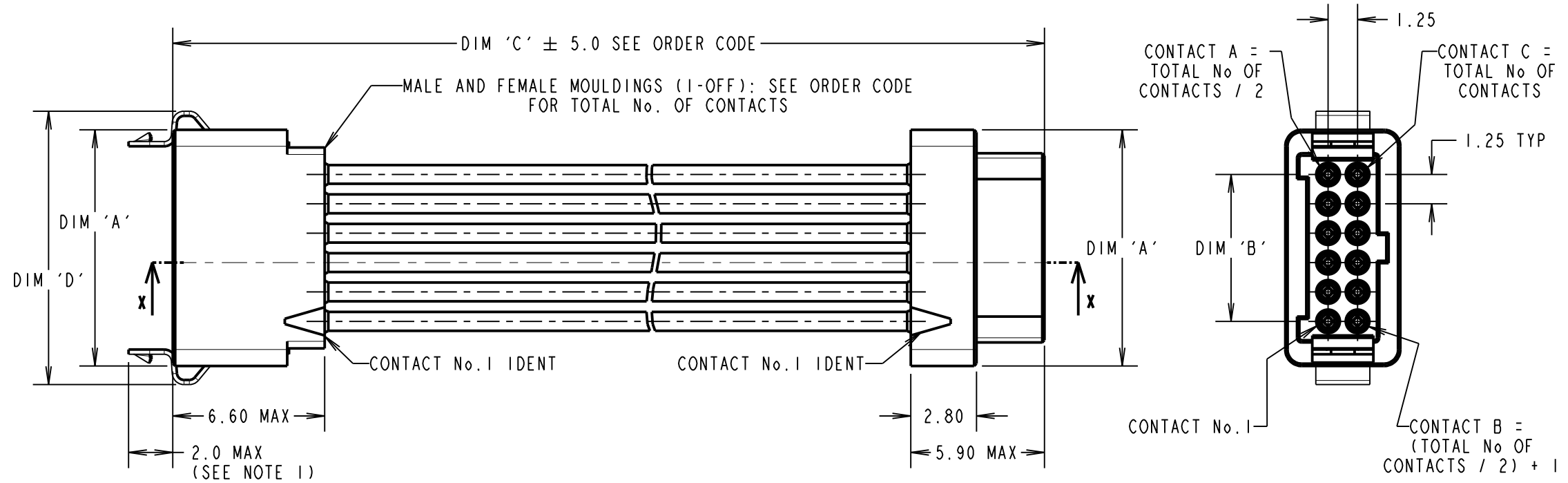
IF IN DOUBT - ASK

©


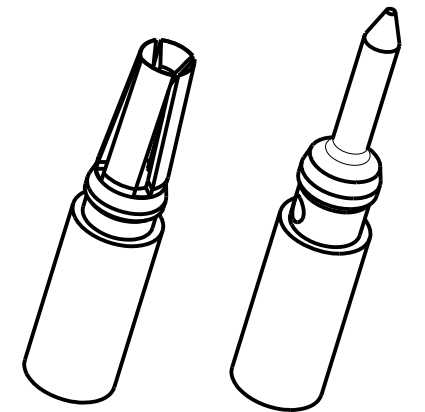
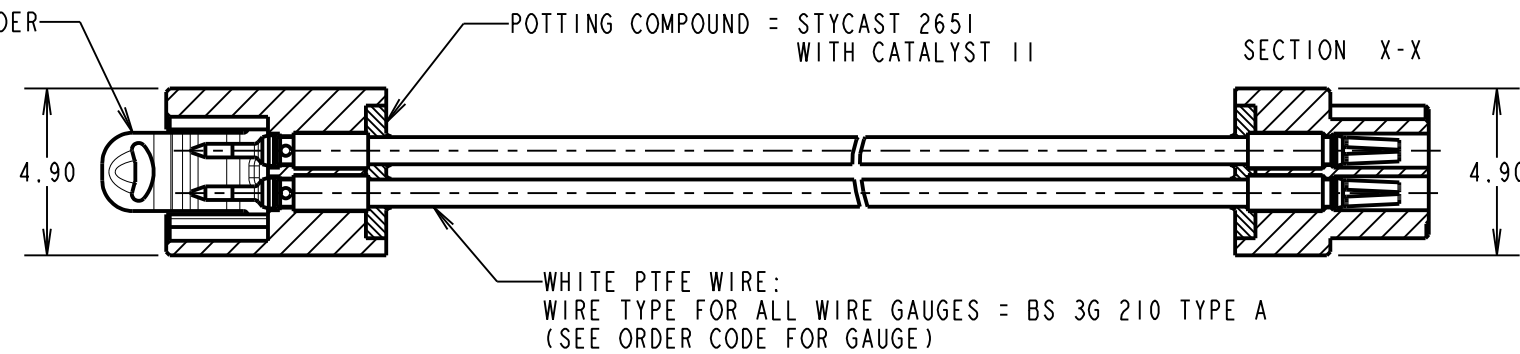
NOT TO SCALE

THIRD ANGLE PROJECTION

ALL DIMENSIONS IN mm



LATCHES (2-OFF): SEE ORDER CODE FOR REQUIREMENT



PATENT GRANTED - US 13/848813
 PATENT PENDING - GB 1205109.0
 PATENT PENDING - EP 13159969.8

NOTES:

- LATCHES ARE SHOWN FOR ILLUSTRATION ONLY. WHEN "L0" IS SPECIFIED IN THE ORDER CODE NO LATCHES WILL BE FITTED.
- WIRING OF CABLES:
 CONTACT 1 TO CONTACT 1, CONTACT 2 TO CONTACT 2,
 CONTACT 3 TO CONTACT 3... CONTACT A TO CONTACT A...
 CONTACT B TO CONTACT B... CONTACT C TO CONTACT C.
- CABLE ASSEMBLIES WILL BE PACKED IN BAGS OF 10.
- FOR COMPLETE SPECIFICATION SEE COMPONENT SPECIFICATIONS C049XX AND C125XX (LATEST ISSUES).
- CUSTOM LENGTH CABLE ASSEMBLIES CAN BE PRODUCED FROM 60mm TO 9999mm. CONTACT OUR CABLE TEAM ON CABLES@HARWIN.COM.

| | |
|---------|---|
| DIM 'A' | (TOTAL No. OF CONTACTS - 2) x 0.625 + 3.80 |
| DIM 'B' | (TOTAL No. OF CONTACTS - 2) x 0.625 |
| DIM 'D' | (TOTAL No. OF CONTACTS - 2) x 0.625 + 5.2 |

| | |
|---|---|
| G125-MCXXX05LX-XXXXF | |
| 26 AWG = 1 | DIM 'C' LENGTH: 0060 = 60mm MIN 9999 = 9999mm MAX |
| 28 AWG = 2 | STOCKED LENGTHS: 0150 = 150mm 0300 = 300mm |
| 30 AWG = 3 | |
| 32 AWG = 4 | LATCHES: L0 = NO LATCHES L4 = LATCHES (MALE ONLY) |
| TOTAL No. OF CONTACTS: 06, 10, 12, 16, 20, 26, 34, 50 | |

| | | | |
|----------------------|------|----------|--------|
| FM | 4 | 23.04.18 | 21155 |
| NAME | ISS. | DATE | C/NOTE |
| APPROVED: F. MCGOWAN | | | |
| CHECKED: M.PLESTED | | | |
| DRAWN: S.FLOWER | | | |
| CUSTOMER REF.: | | | |
| ASSEMBLY DRG: | | | |

| | | | | |
|---|---|--|--|--|
| HARWIN www.harwin.com technical@harwin.com | THIS DRAWING AND ANY INFORMATION OR DESCRIPTIVE MATTER SET OUT HEREON ARE CONFIDENTIAL AND COPYRIGHT PROPERTY OF THE HARWIN GROUP AND MUST NOT BE DISCLOSED, LOANED, COPIED OR USED FOR MANUFACTURING, TENDERING OR FOR ANY OTHER PURPOSE WITHOUT THEIR WRITTEN PERMISSION. | TOLERANCES X. = ±1mm X.X = ±0.50mm X.XX = ±0.10mm X.XXX = ±0.01mm ANGLES = ±5° UNLESS STATED | MATERIAL: SEE ABOVE | TITLE: G125 SERIES MALE CRIMP TO FEMALE CRIMP CABLE ASSY |
| | | | FINISH: SEE ABOVE S/AREA: mm ² | DRAWING NUMBER: G125-MCXXX05LX-XXXXF SHT 2 OF 2 |